

CARY PARK DISTRICT BOARD MEETING

Recreation & Aquatic Feasibility Study Board Presentation

13 September 2018



Agenda

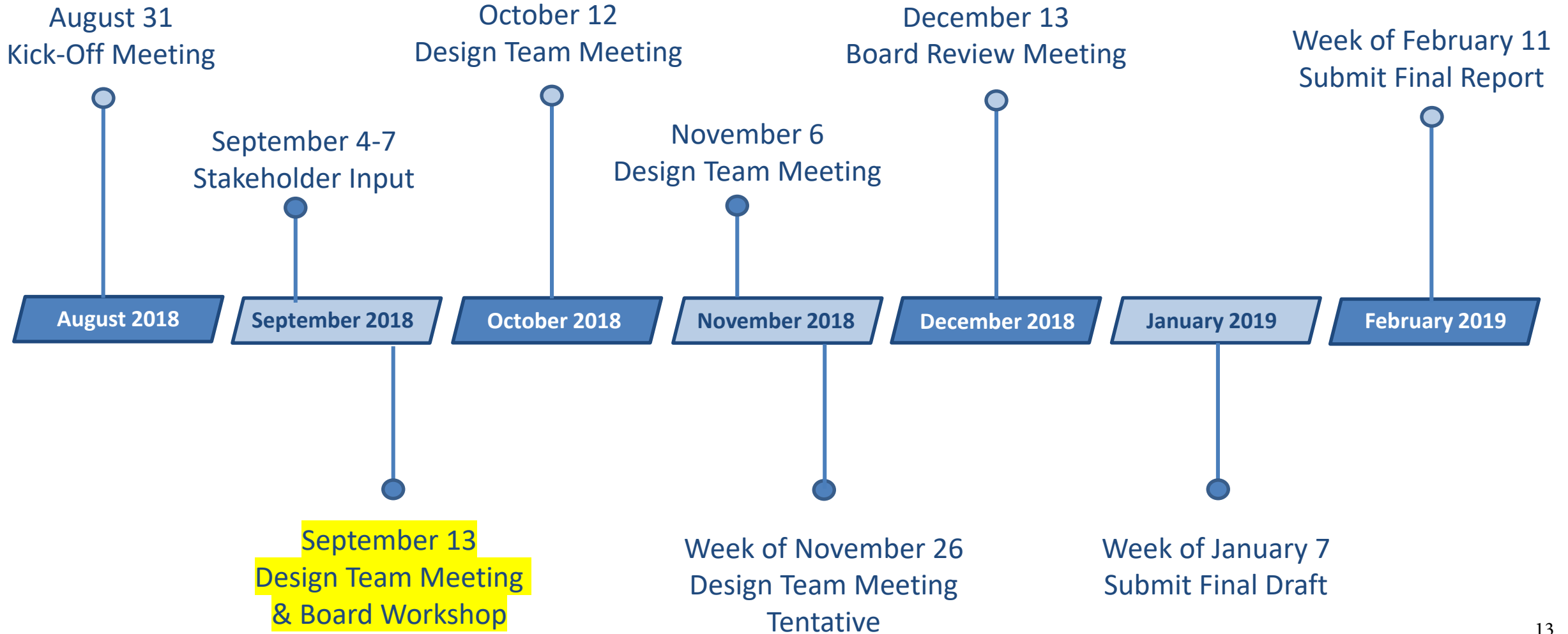
- **Introductions**
- **Study Purpose / Overview**
- **Background Data**
 - Summary Findings of Comp Plan
 - Existing Facilities / Studies
 - Cary Grove Park Master Plan
- **Stakeholder Input**
- **Market / Competitor Analysis**
 - Demographic Analysis
 - Recreation Trends Analysis
 - Similar Provider Assessment
- **Board Input**

Study Purpose

Conduct a study to determine the feasibility to construct a new Indoor Recreation Center, and/or an Outdoor Aquatic Center for the Cary Park District.

1. Gather / Review Background Information
2. Stakeholder Input
3. Market / Competitor Analysis
4. Facilities Program / Amenity Development
5. Develop Facilities Space Program / Amenities
6. Comparative Analysis of Existing Facilities
7. Conceptual Planning
8. Operational Plan and Pro forma
9. Capital Cost Development

Process Overview



Background Data: Summary of Findings of Comp Plan

- Currently underserved for Indoor Recreation Space
- Demand/need for Indoor Recreation Facilities and Outdoor Aquatics
- Cary Park District
 - Good Reputation
 - Quality Programs
- Goals
 - Indoor Recreation:
 - Provide enhanced and added indoor active recreation and program offerings
 - Provide additional fitness offerings

Background Data: Summary of Findings of Comp Plan



- Recreation Program Priorities
 - High Priority
 - Adult Fitness and Wellness
 - Water Fitness – Swim lessons
 - Sports Programs – Adult & Youth
 - Conduct Study in 2018-2019

Background Data: Summary of Findings of Comp Plan

- Outdoor Aquatics
 - Lazy River
 - Waterslide
 - Zero Depth Entry
 - Interactive Water Play
 - Lap Lanes
 - Shade
- Action Plan
 - Conduct Study in 2018-2019

Background Data: Existing Facilities / Studies

Senior Center



Background Data: Existing Facilities / Studies

Preschool

- Early Learning Center Feasibility Study, March 2015



Background Data: Existing Facilities / Studies

Community Center

- Updated in 2010



Background Data: Existing Facilities / Studies

Community Center

- Updated in 2010



Background Data: Existing Facilities / Studies

Community Pool

- Condition Assessment, November 2015



Background Data: Cary Grove Park Master Plan

April 2017



Stakeholder Input

- **Cary Park District provided list of 34 stakeholders.**
- **Organizations and individuals represented include:**
 - Cary Barracudas
 - Cary-Grove Youth Baseball
 - Cary-Grove Youth Lacrosse
 - Jr. Trojans Football/CYSA
 - Camp ECHO Staff
 - Pool Staff
 - Preschool Families
 - Preschool Staff
 - Group Fitness Staff Member
 - Front Desk
 - Cary-Grove High School
 - D26 School District
 - Village of Cary
 - Foundation Board Members
- Conducted 19 phone interviews
- Summary of Responses Follow

Stakeholder Input

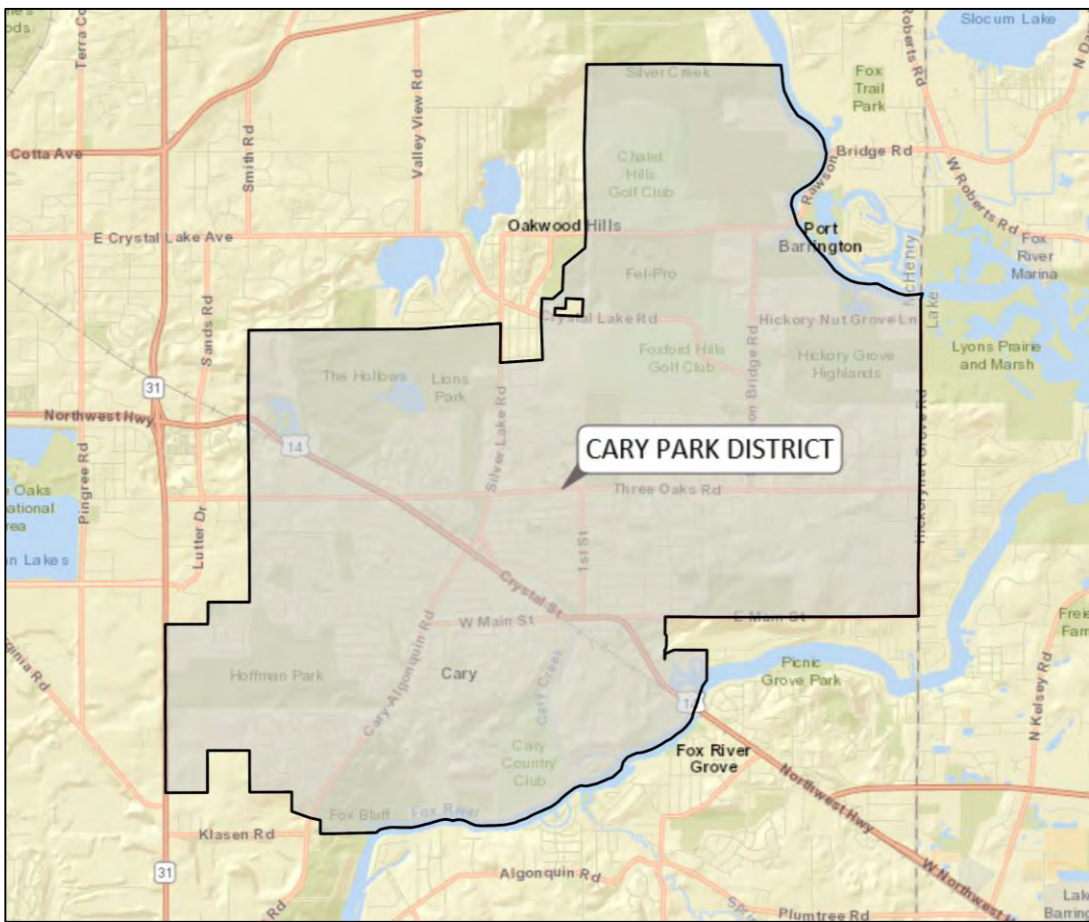
- Cary Park District has a good reputation
 - Well maintained Facilities
 - Well run programs
 - Professional Staff
 - Always looking to improve
- There is need in the community for an Indoor Recreation Center and a new Outdoor Pool. The indoor facility should include the following spaces/activities:
 - Multi-functional Gymnasium Space
 - Multi-functional Turf
 - Adult Fitness & Wellness
 - Multi-Purpose Space for programming rentals, community events
 - Indoor Track
 - Arts, theater
 - Indoor Pool

Stakeholder Input

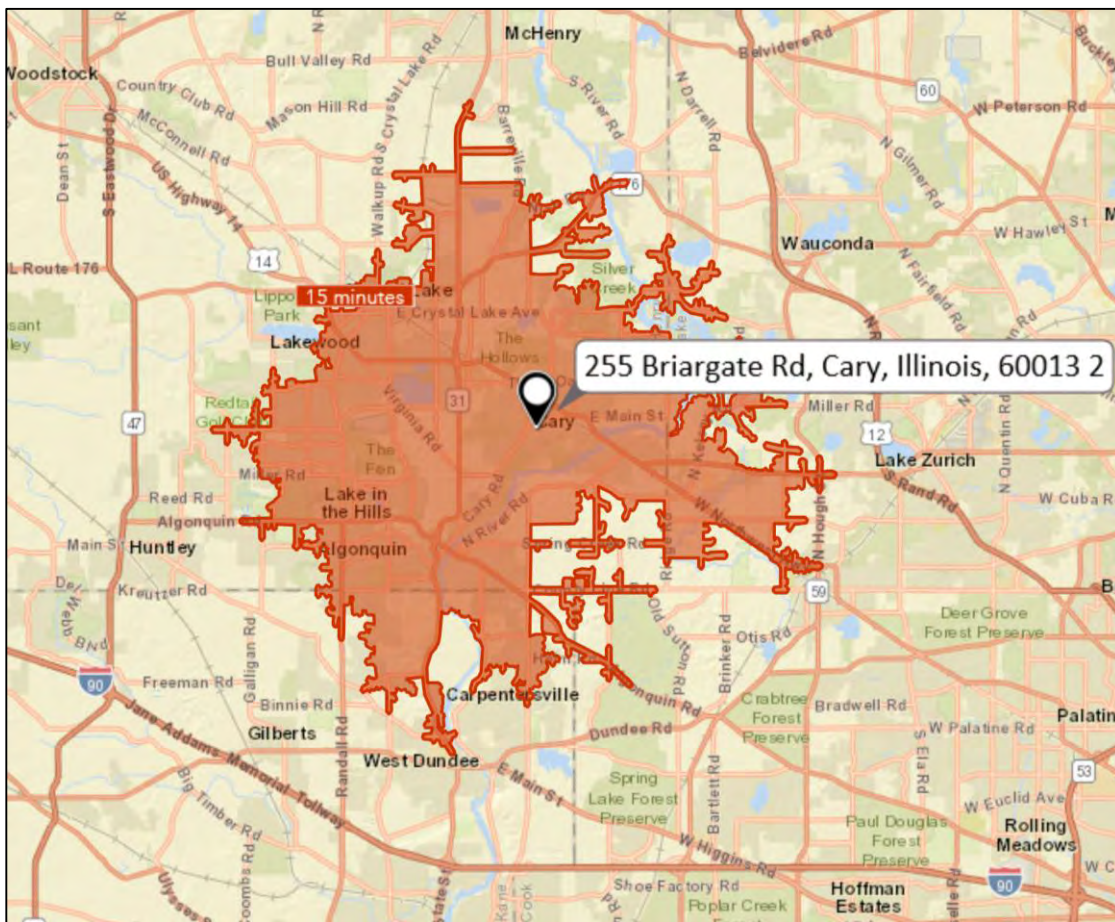
- Potential Partners include:
 - School District
 - The Village
 - Local Sports Organizations
 - Health Organizations
 - McHenry County Community College
 - Corporate Partnerships
- What to do with the existing pool?
 - Keep both pools – enclose
 - Convert to Preschool playground
 - Expand the Community Center
 - Sell to Village or Developer
- Generally the stakeholders believe the community will support new facilities, with an eye on potential tax increase and maintaining reasonable rates.

Market / Competitor Analysis

Demographic Boundaries



Park District



15-Minute Drive Time

DEMOGRAPHIC ANALYSIS

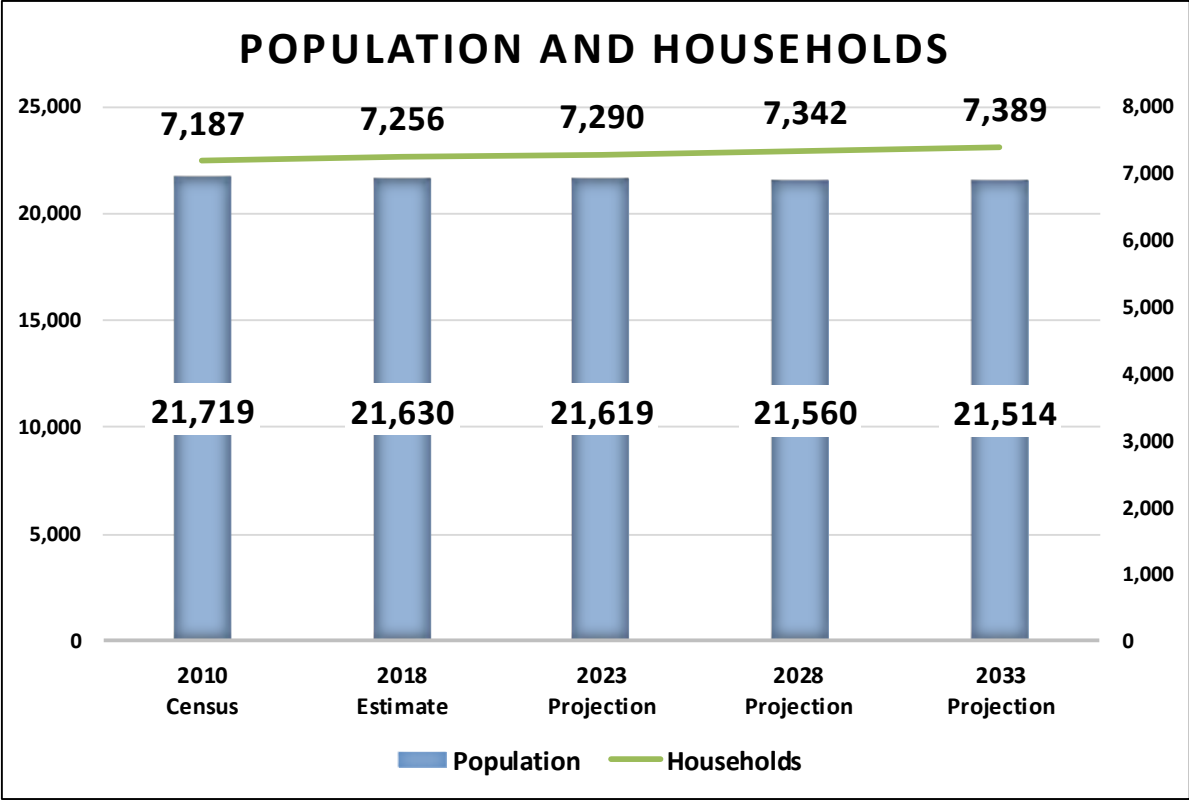
27



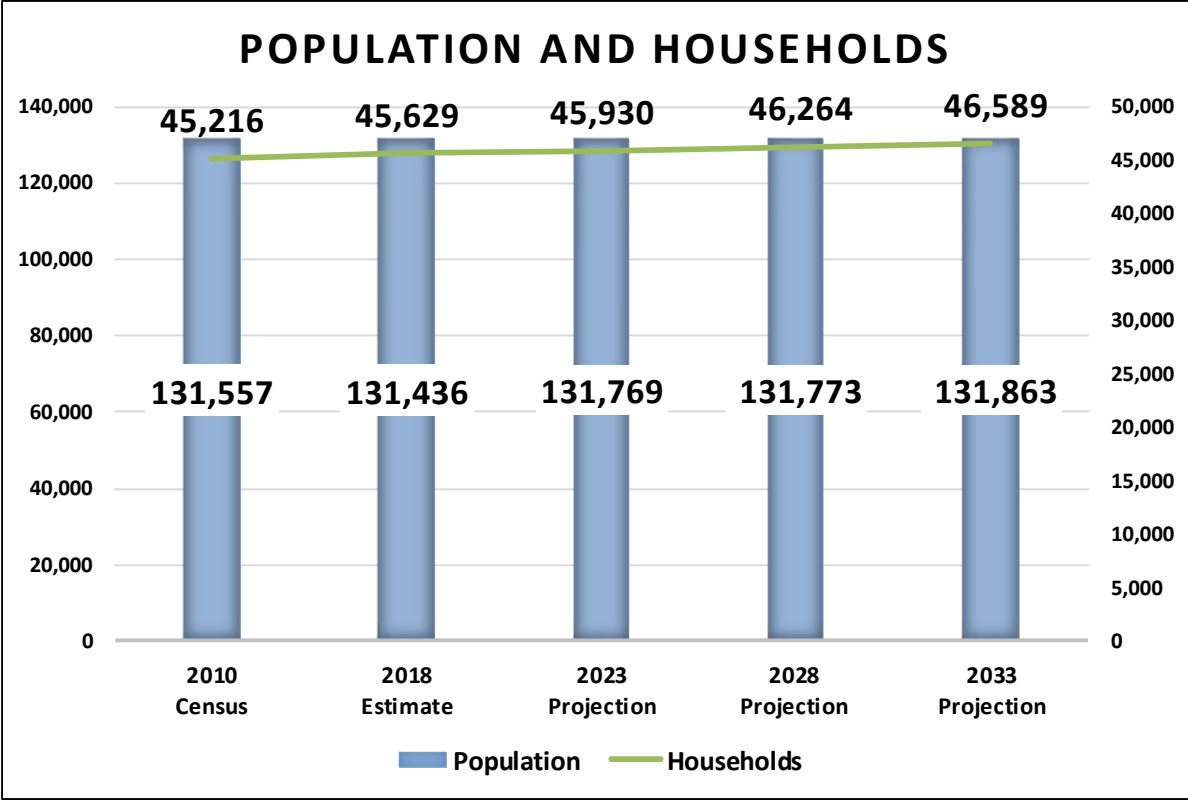
CARY PARK DISTRICT



Population & Households



Park District

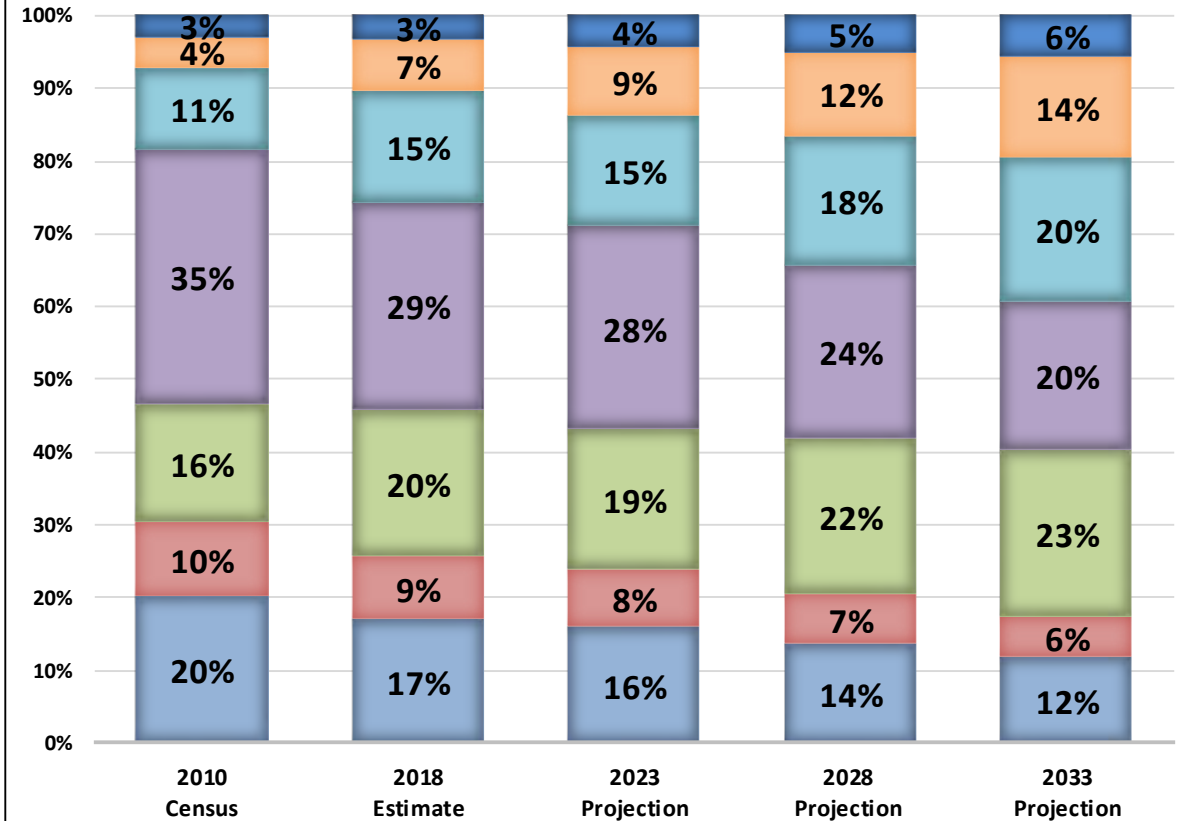


15-Minute Drive Time

Age Segments

POPULATION BY AGE SEGMENT

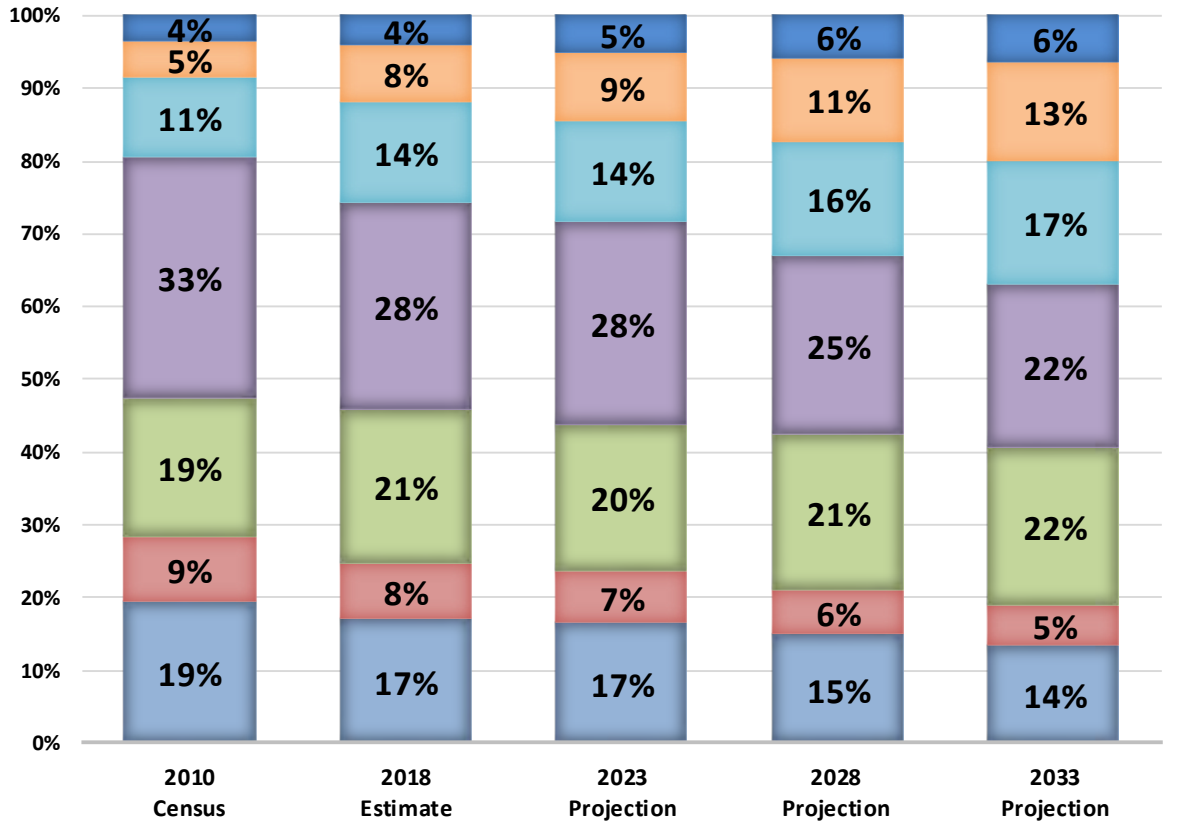
0-12 13-17 18-34 35-54 55-64 65-74 75+



Park District

POPULATION BY AGE SEGMENT

0-12 13-17 18-34 35-54 55-64 65-74 75+

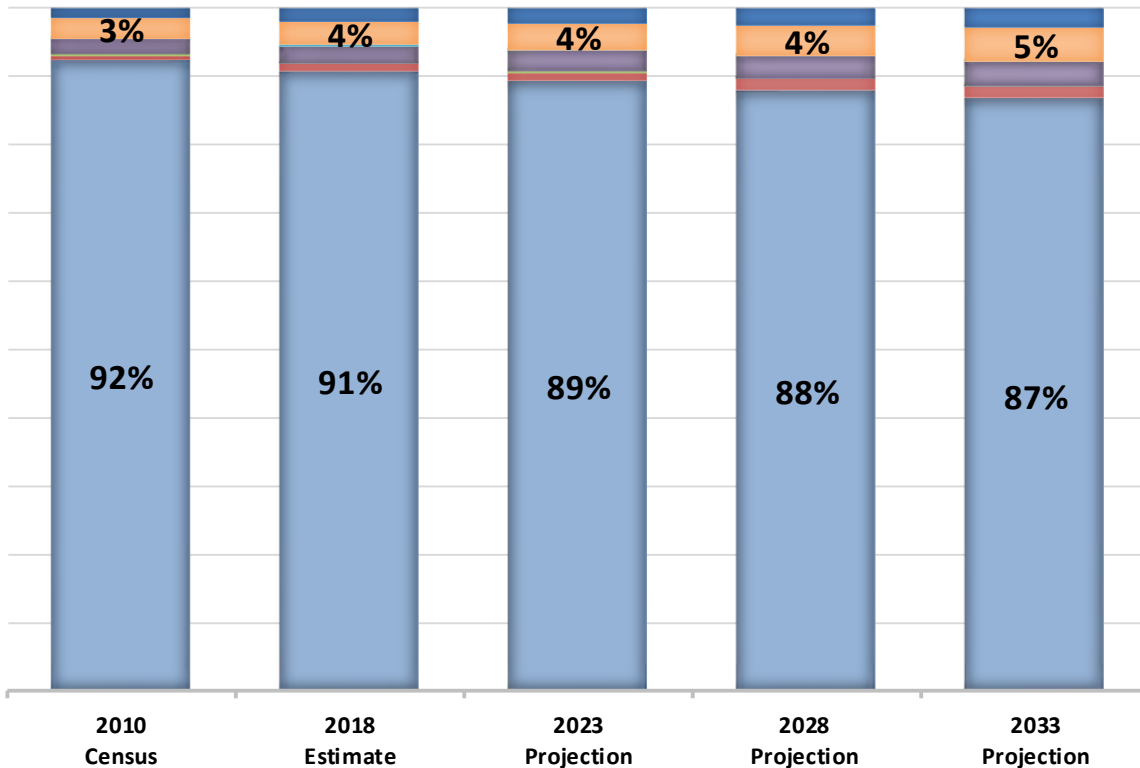


15-Minute Drive Time

Race

POPULATION BY AGE SEGMENT

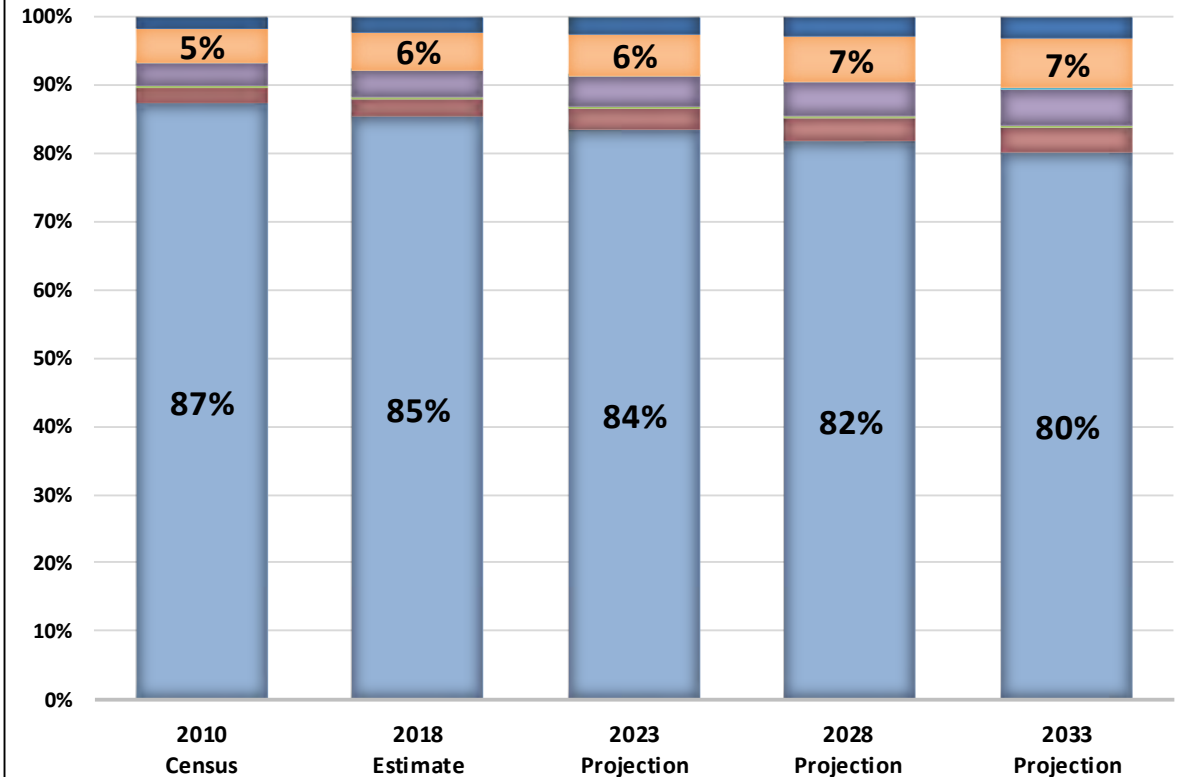
■ White Alone ■ Black Alone ■ American Indian ■ Asian
 ■ Pacific Islander ■ Some Other Race ■ Two or More Races



Park District

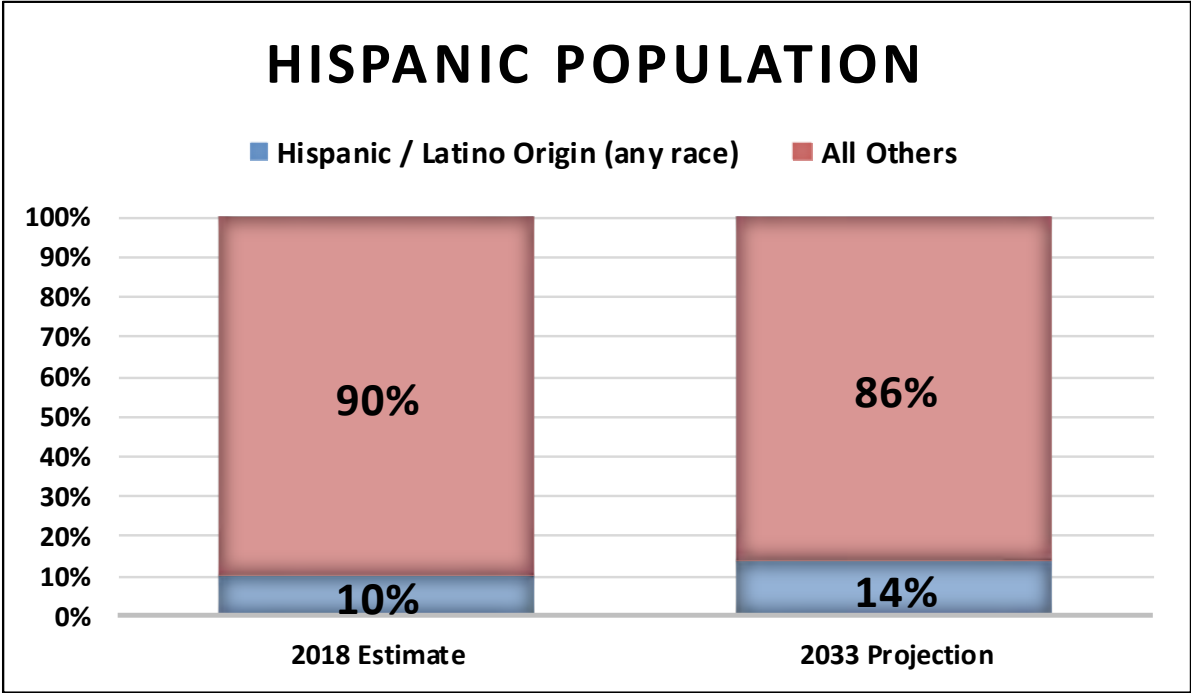
POPULATION BY AGE SEGMENT

■ White Alone ■ Black Alone ■ American Indian ■ Asian
 ■ Pacific Islander ■ Some Other Race ■ Two or More Races

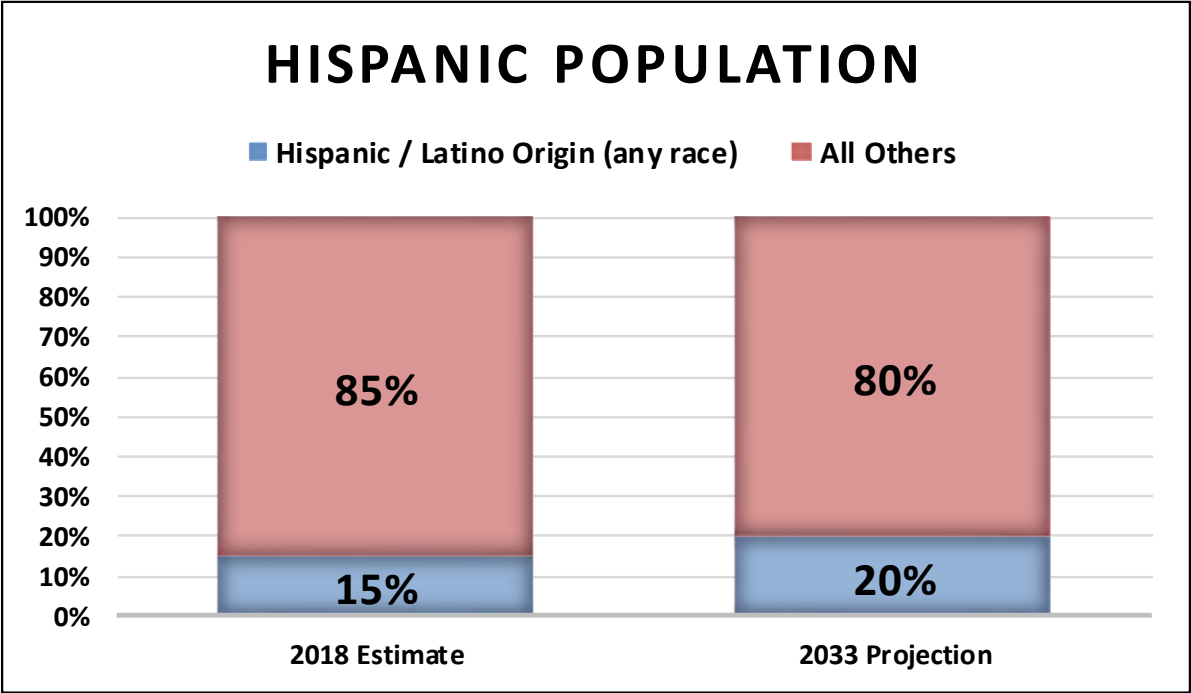


15-Minute Drive Time

Ethnicity

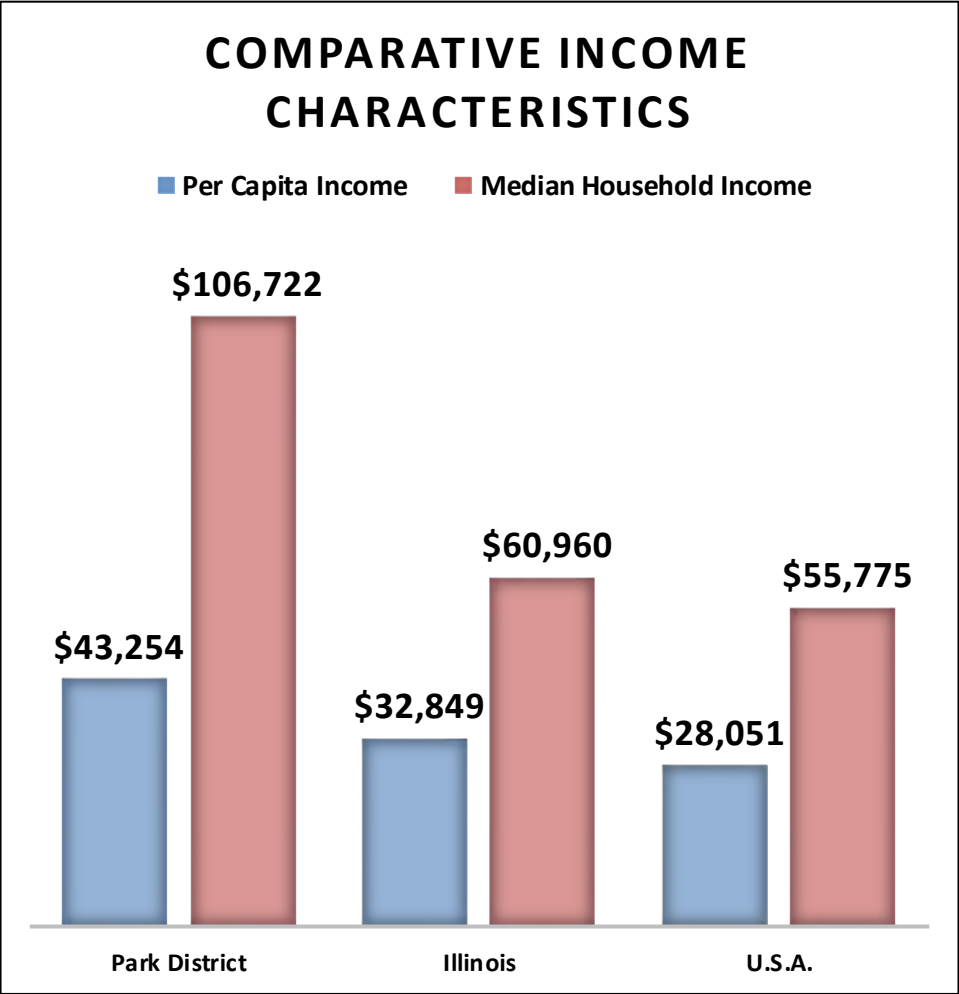


Park District

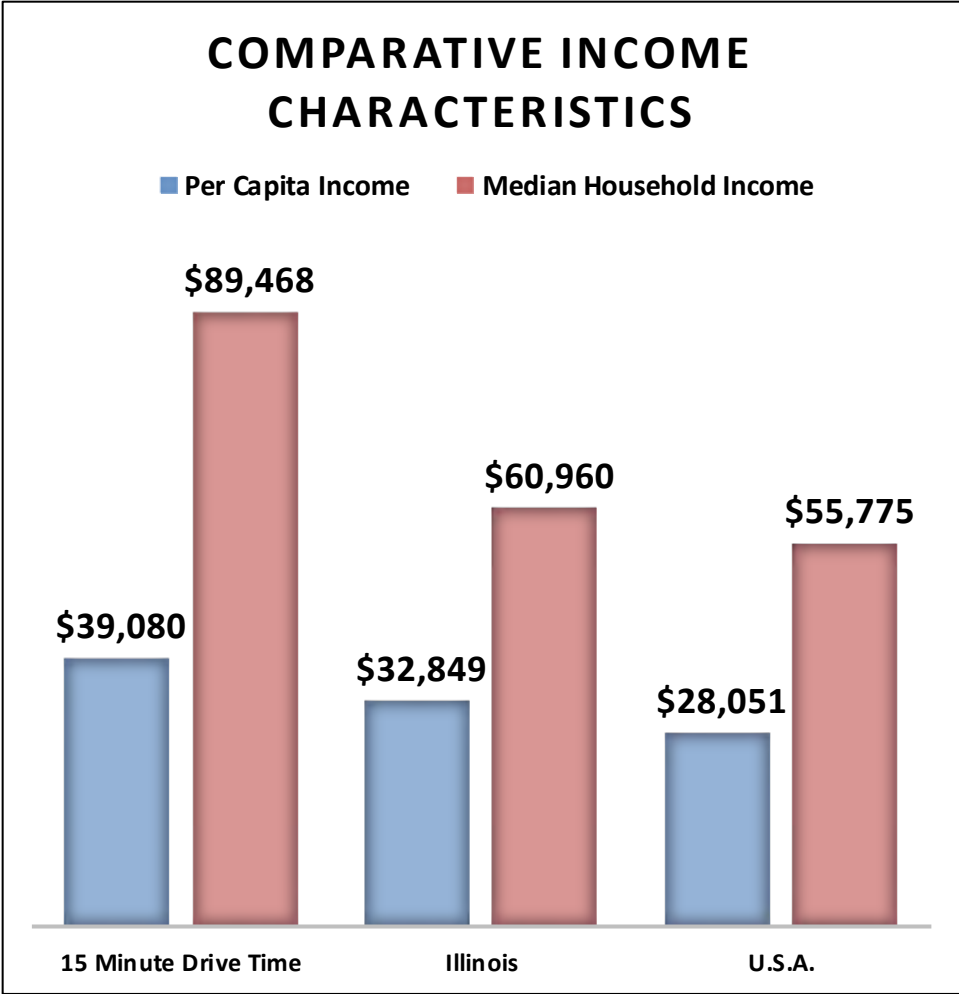


15-Minute Drive Time

Income



Park District



15-Minute Drive Time

RECREATION TRENDS ANALYSIS

33



CARY PARK DISTRICT



National Trends- General Sports

Five-Year Increase:

1. Rugby
2. Competitive Boxing
3. Lacrosse
4. Roller Hockey
5. Field Hockey

One-Year Increase:

1. Competitive Boxing
2. Pickleball
3. Flag Football
4. Baseball
5. Field Hockey

| National Participatory Trends - General Sports | | | | | |
|--|----------------------|--------|--------|--------------|--------------|
| Activity | Participation Levels | | | % Change | |
| | 2012 | 2016 | 2017 | 5-Year Trend | 1-Year Trend |
| Golf * (2011, 2015, and 2016 data) | 25,682 | 24,120 | 23,815 | -7.3% | -1.3% |
| Basketball | 23,708 | 22,343 | 23,401 | -1.3% | 4.7% |
| Tennis | 17,020 | 18,079 | 17,683 | 3.9% | -2.2% |
| Baseball | 12,976 | 14,760 | 15,642 | 20.5% | 6.0% |
| Soccer (Outdoor) | 12,944 | 11,932 | 11,924 | -7.9% | -0.1% |
| Softball (Slow Pitch) | 7,411 | 7,690 | 7,283 | -1.7% | -5.3% |
| Football, Flag | 5,865 | 6,173 | 6,551 | 11.7% | 6.1% |
| Badminton | 7,278 | 7,354 | 6,430 | -11.7% | -12.6% |
| Volleyball (Court) | 6,384 | 6,216 | 6,317 | -1.0% | 1.6% |
| Football, Touch | 7,295 | 5,686 | 5,629 | -22.8% | -1.0% |
| Soccer (Indoor) | 4,617 | 5,117 | 5,399 | 16.9% | 5.5% |
| Football, Tackle | 6,220 | 5,481 | 5,224 | -16.0% | -4.7% |
| Volleyball (Sand/Beach) | 4,505 | 5,489 | 4,947 | 9.8% | -9.9% |
| Gymnastics | 5,115 | 5,381 | 4,805 | -6.1% | -10.7% |
| Track and Field | 4,257 | 4,116 | 4,161 | -2.3% | 1.1% |
| Cheerleading | 3,244 | 4,029 | 3,816 | 17.6% | -5.3% |
| Racquetball | 4,070 | 3,579 | 3,526 | -13.4% | -1.5% |
| Pickleball | N/A | 2,815 | 3,132 | N/A | 11.3% |
| Ultimate Frisbee | 5,131 | 3,673 | 3,126 | -39.1% | -14.9% |
| Ice Hockey | 2,363 | 2,697 | 2,544 | 7.7% | -5.7% |
| Softball (Fast Pitch) | 2,624 | 2,467 | 2,309 | -12.0% | -6.4% |
| Lacrosse | 1,607 | 2,090 | 2,171 | 35.1% | 3.9% |
| Wrestling | 1,922 | 1,922 | 1,896 | -1.4% | -1.4% |
| Roller Hockey | 1,367 | 1,929 | 1,834 | 34.2% | -4.9% |
| Rugby | 887 | 1,550 | 1,621 | 82.8% | 4.6% |
| Field Hockey | 1,237 | 1,512 | 1,596 | 29.0% | 5.6% |
| Squash | 1,290 | 1,549 | 1,492 | 15.7% | -3.7% |
| Boxing for Competition | 959 | 1,210 | 1,368 | 42.6% | 13.1% |
| NOTE: Participation figures are in 000's for the US population ages 6 and over | | | | | |
| Legend: Large Increase (greater than 25%) Moderate Increase (0% to 25%) Moderate Decrease (0% to -25%) Large Decrease (less than -25%) | | | | | |

*2017 information not available for Golf. Information to be released by National Golf Foundation. Participation figures above reflect 2011, 2015, and 2016 data.

National Trends- General Fitness

Five-Year Increase:

1. Triathlon (Non-Traditional)
2. Trail Running
3. Aerobics (High Impact)
4. Triathlon (Traditional)
4. Tai Chi

One-Year Increase:

1. Triathlon (Non-Traditional)
2. Running/Jogging
3. Trail Running
4. Cross-Training
5. Stationary Cycling

| National Participatory Trends - General Fitness | | | | | |
|---|----------------------|---------|---------|--------------|--------------|
| Activity | Participation Levels | | | % Change | |
| | 2012 | 2016 | 2017 | 5-Year Trend | 1-Year Trend |
| Fitness Walking | 114,029 | 107,895 | 110,805 | -2.8% | 2.7% |
| Treadmill | 50,839 | 51,872 | 52,966 | 4.2% | 2.1% |
| Free Weights (Dumbbells/Hand Weights) | N/A | 51,513 | 52,217 | N/A | 1.4% |
| Running/Jogging | 51,450 | 47,384 | 50,770 | -1.3% | 7.1% |
| Weight/Resistant Machines | 38,999 | 35,768 | 36,291 | -6.9% | 1.5% |
| Stationary Cycling (Recumbent/Upright) | 35,987 | 36,118 | 36,035 | 0.1% | -0.2% |
| Stretching | 35,873 | 33,771 | 33,195 | -7.5% | -1.7% |
| Elliptical Motion Trainer* | 28,560 | 32,218 | 32,283 | 13.0% | 0.2% |
| Free Weights (Barbells) | 26,688 | 26,473 | 27,444 | 2.8% | 3.7% |
| Yoga | 23,253 | 26,268 | 27,354 | 17.6% | 4.1% |
| Calisthenics/Bodyweight Exercise | N/A | 25,110 | 24,454 | N/A | -2.6% |
| Choreographed Exercise | N/A | 21,839 | 22,616 | N/A | 3.6% |
| Aerobics (High Impact) | 16,178 | 21,390 | 21,476 | 32.7% | 0.4% |
| Stair Climbing Machine | 12,979 | 15,079 | 14,948 | 15.2% | -0.9% |
| Cross-Training Style Workout | N/A | 12,914 | 13,622 | N/A | 5.5% |
| Stationary Cycling (Group) | 8,477 | 8,937 | 9,409 | 11.0% | 5.3% |
| Trail Running | 5,806 | 8,582 | 9,149 | 57.6% | 6.6% |
| Pilates Training | 8,519 | 8,893 | 9,047 | 6.2% | 1.7% |
| Cardio Kickboxing | 6,725 | 6,899 | 6,693 | -0.5% | -3.0% |
| Boot Camp Style Cross-Training | 7,496 | 6,583 | 6,651 | -11.3% | 1.0% |
| Martial Arts | 5,075 | 5,745 | 5,838 | 15.0% | 1.6% |
| Boxing for Fitness | 4,831 | 5,175 | 5,157 | 6.7% | -0.3% |
| Tai Chi | 3,203 | 3,706 | 3,787 | 18.2% | 2.2% |
| Barre | N/A | 3,329 | 3,436 | N/A | 3.2% |
| Triathlon (Traditional/Road) | 1,789 | 2,374 | 2,162 | 20.8% | -8.9% |
| Triathlon (Non-Traditional/Off Road) | 1,075 | 1,705 | 1,878 | 74.7% | 10.1% |
| NOTE: Participation figures are in 000's for the US population ages 6 and over | | | | | |
| Legend: Large Increase (greater than 25%) Moderate Increase (0% to 25%) Moderate Decrease (0% to -25%) Large Decrease (less than -25%) | | | | | |

*Cardio Cross Trainer is merged to Elliptical Motion Trainer

National Trends- Outdoor/Adventure Recreation

Five-Year Increase:

1. Bicycling (BMX)
2. Adventure Racing
3. Backpacking Overnight
4. Hiking (Day)
4. Mountain Biking

One-Year Increase:

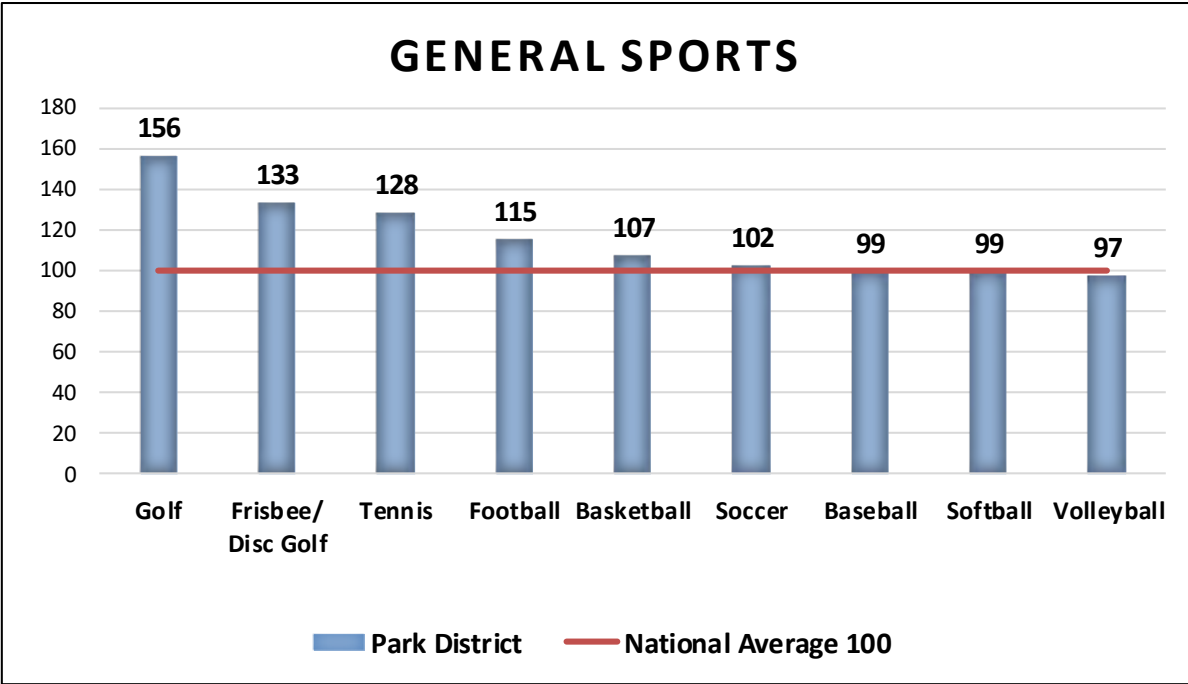
1. Bicycling (BMX)
2. Backpacking Overnight
3. Hiking (Day)
4. Fishing (Saltwater)
5. Birdwatching

| National Participatory Trends - Outdoor / Adventure Recreation | | | | | |
|---|----------------------|--------|--------|--------------|--------------|
| Activity | Participation Levels | | | % Change | |
| | 2012 | 2016 | 2017 | 5-Year Trend | 1-Year Trend |
| Hiking (Day) | 34,519 | 42,128 | 44,900 | 30.1% | 6.6% |
| Bicycling (Road) | 39,790 | 38,365 | 38,866 | -2.3% | 1.3% |
| Fishing (Freshwater) | 39,002 | 38,121 | 38,346 | -1.7% | 0.6% |
| Camping (<1/4 Mile of Vehicle/Home) | 31,454 | 26,467 | 26,262 | -16.5% | -0.8% |
| Camping (Recreational Vehicle) | 15,903 | 15,855 | 16,159 | 1.6% | 1.9% |
| Fishing (Saltwater) | 12,000 | 12,266 | 13,062 | 8.9% | 6.5% |
| Birdwatching (>1/4 mile of Vehicle/Home) | 13,535 | 11,589 | 12,296 | -9.2% | 6.1% |
| Backpacking Overnight | 7,933 | 10,151 | 10,975 | 38.3% | 8.1% |
| Bicycling (Mountain) | 7,265 | 8,615 | 8,609 | 18.5% | -0.1% |
| Archery | 7,173 | 7,903 | 7,769 | 8.3% | -1.7% |
| Fishing (Fly) | 5,848 | 6,456 | 6,791 | 16.1% | 5.2% |
| Skateboarding | 6,227 | 6,442 | 6,382 | 2.5% | -0.9% |
| Roller Skating, In-Line | 6,647 | 5,381 | 5,268 | -20.7% | -2.1% |
| Bicycling (BMX) | 1,861 | 3,104 | 3,413 | 83.4% | 10.0% |
| Adventure Racing | 1,618 | 2,999 | 2,529 | 56.3% | -15.7% |
| Climbing (Traditional/Ice/Mountaineering) | 2,189 | 2,790 | 2,527 | 15.4% | -9.4% |
| NOTE: Participation figures are in 000's for the US population ages 6 and over | | | | | |
| Legend: Large Increase (greater than 25%) Moderate Increase (0% to 25%) Moderate Decrease (0% to -25%) Large Decrease (less than -25%) | | | | | |

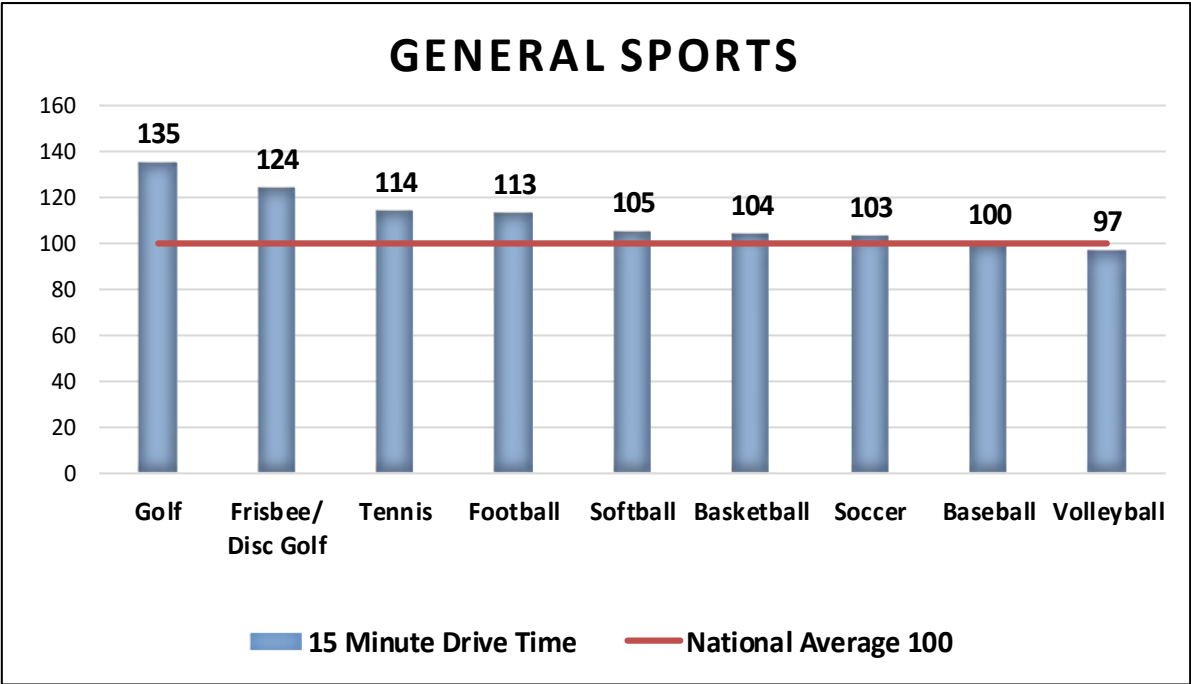
National Trends- Aquatics

| National Participatory Trends - Aquatics | | | | | |
|--|--------------------------------------|----------------------------------|-----------------------------------|------------------------------------|--------------|
| Activity | Participation Levels | | | % Change | |
| | 2012 | 2016 | 2017 | 5-Year Trend | 1-Year Trend |
| Swimming (Fitness) | 23,216 | 26,601 | 27,135 | 16.9% | 2.0% |
| Aquatic Exercise | 9,177 | 10,575 | 10,459 | 14.0% | -1.1% |
| Swimming (Competition) | 2,502 | 3,369 | 3,007 | 20.2% | -10.7% |
| NOTE: Participation figures are in 000's for the US population ages 6 and over | | | | | |
| Legend: | Large Increase (greater than 25%) | Moderate Increase (0% to 25%) | Moderate Decrease (0% to -25%) | Large Decrease (less than -25%) | |

Local Trends- General Sports

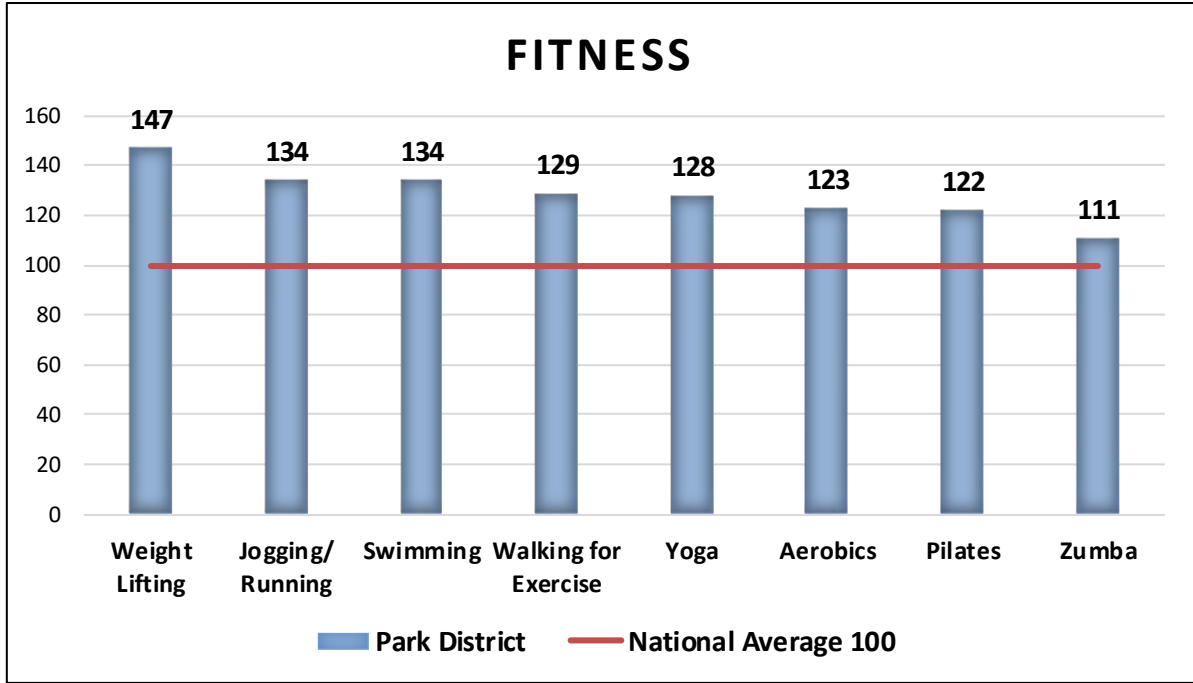


Park District

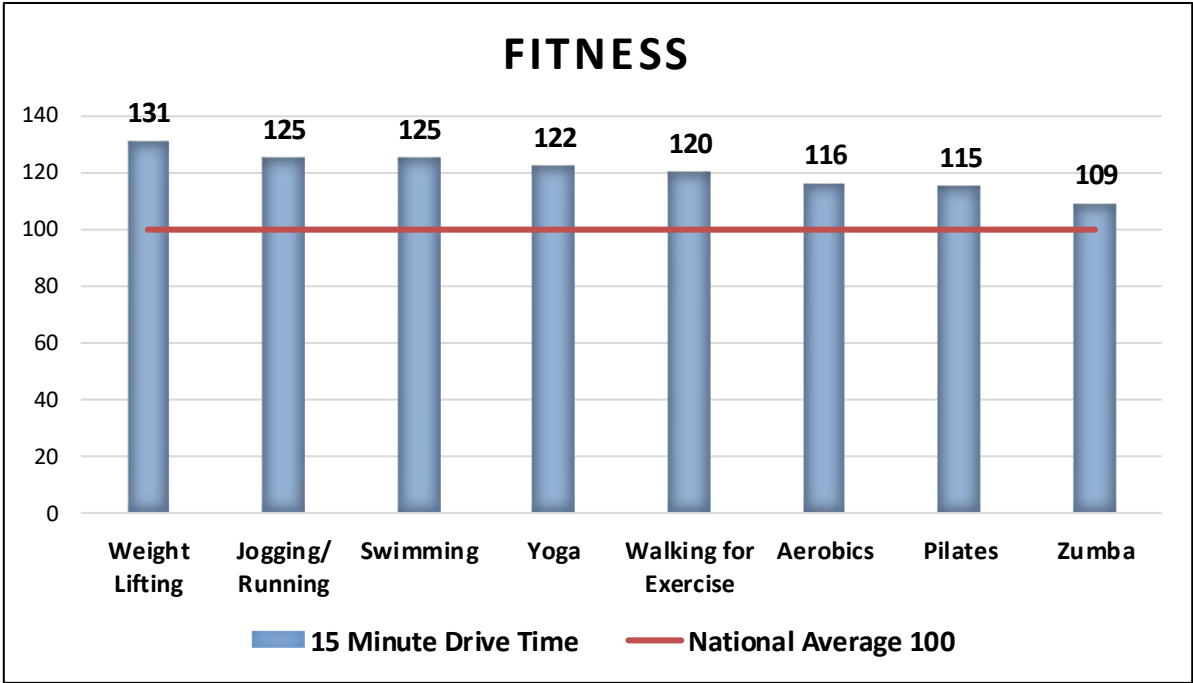


15-Minute Drive Time

Local Trends- Fitness

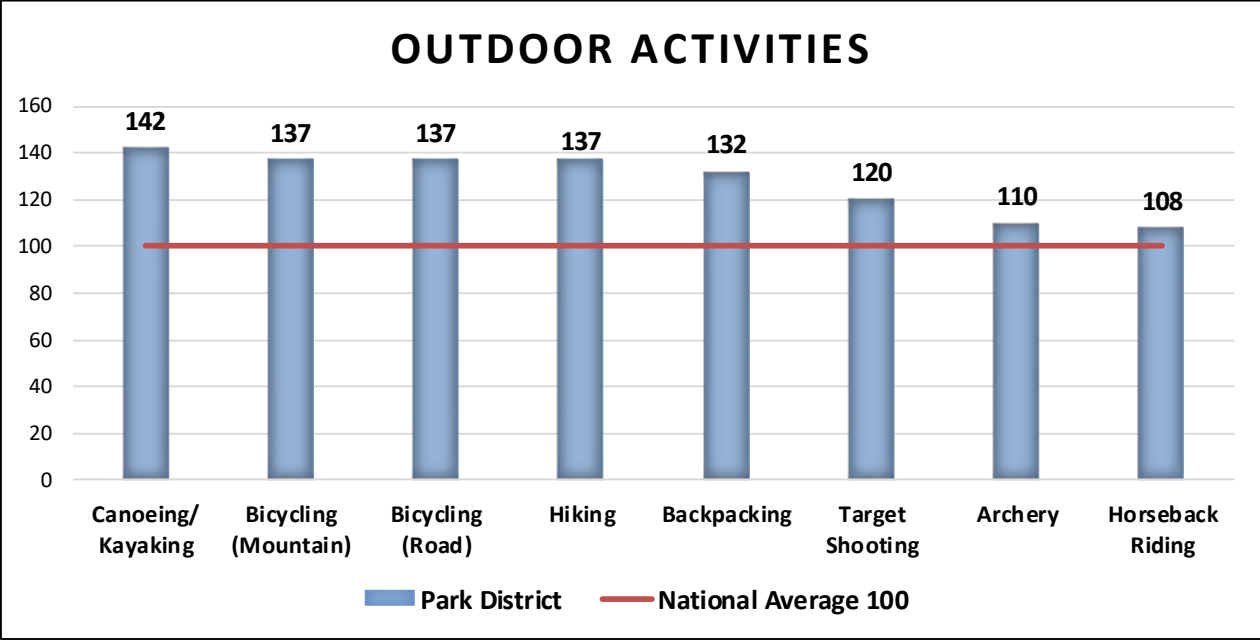


Park District

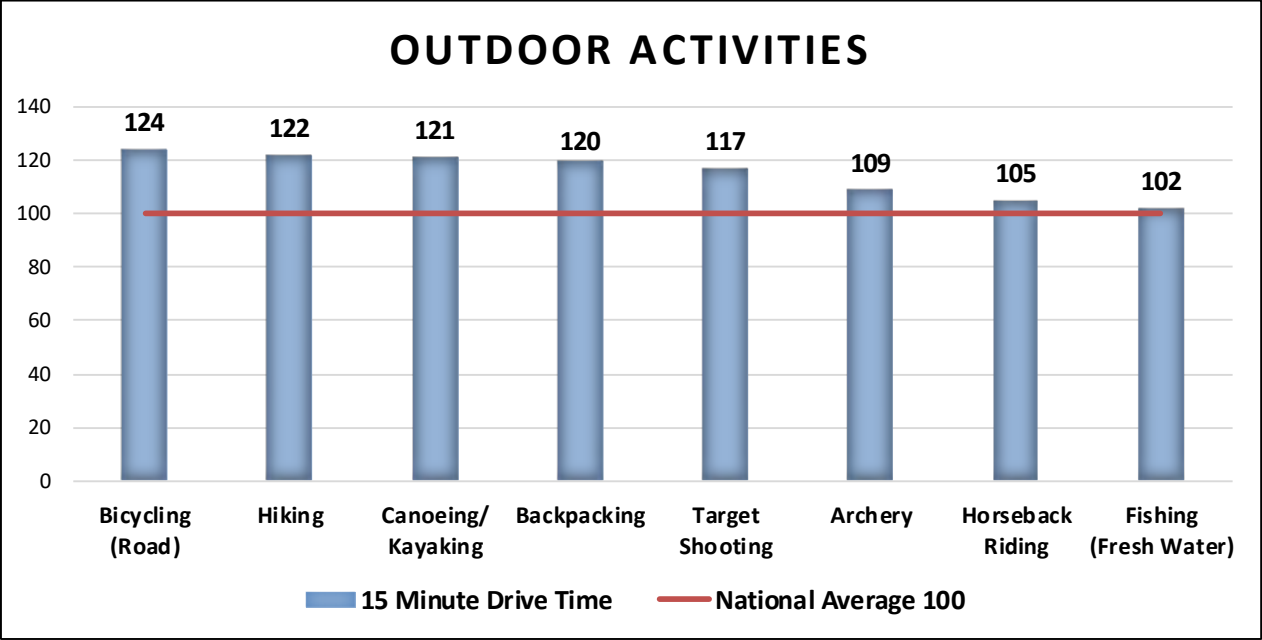


15-Minute Drive Time

Local Trends- Outdoor Activities



Park District



15-Minute Drive Time

SIMILAR PROVIDER ASSESSMENT

41



CARY PARK DISTRICT



Methodology

- The Consulting Team utilized an approximate 30-minute drive time from Cary Park District's Administrative Office (255 Briargate Road, Cary IL 60013)
- The focus of this similar provider assessment was:
 - Community Recreation Center
 - Aquatic Facilities
 - Fitness Centers



Community Recreation Center

- Total of 12 Centers
- Facilities included:
YMCA's, community centers from surrounding municipalities, and private recreation centers

| Indoor Amenities Breakdown | | | | | | | | | | | | | | |
|-------------------------------------|----------------|-----------|-----------------------|---------------|----------|----------------|-----------------------|--------------|-------------|------------------------|------------|---------|---------------|-------------------------|
| Facility | Distance (mi.) | Gymnasium | Running/Walking Track | Racquet Court | Aquatics | Fitness Center | Group Exercise Studio | Locker Rooms | Teen Center | Class / Meeting Spaces | Child Care | Rentals | Senior Center | Concessions / Juice Bar |
| Cary Park District Community Center | 0.0 | | | | X | X | | X | | X | X | X | | |
| Sage YMCA | 3.8 | X | | X | X | X | X | | | | | X | | |
| Canlan Sportsplex | 4.8 | X | | | | X | | | | X | X | X | | X |
| Rakow Center | 10.0 | X | X | | X | | | | | X | | X | | |
| Randall Oaks Community Center | 10.5 | X | X | | | | | | | X | | X | | |
| Foglia YMCA | 11.8 | X | | | X | X | X | X | X | X | X | X | | |
| Buehler YMCA | 11.8 | X | | | X | X | X | X | X | X | X | X | | |
| Woodstock Recreation Center | 13.2 | X | X | X | X | X | X | X | | X | X | X | | |
| The Centre of Elgin | 14.2 | X | X | X | X | X | X | X | | X | X | X | X | |
| Falcon Park Recreation Center | 14.6 | X | X | | | | | | | X | | | | |
| Taylor Family Branch YMCA - Elgin | 16.3 | X | | | X | X | X | X | X | X | X | X | | |
| Mundelein Community Center | 18.6 | X | | | X | X | | X | | | X | | | |



Community Recreation Center

➤ General Membership pricing info (monthly):

| Type | Cary Fitness Member | Low | Average | High |
|----------------------|---------------------|------------------------|---------|------------------------|
| Youth (17 and under) | 15 or older | \$21 (Taylor YMCA) | \$29 | \$44 (Centre of Elgin) |
| Adult (18-55) | \$16.25 - \$28.95 | \$25 (Taylor YMCA) | \$43 | \$66 (Centre of Elgin) |
| Senior (55+) | \$12.92 - \$22.95 | \$25 (Centre of Elgin) | \$38 | \$53 (Centre of Elgin) |
| Family (household) | \$32.42 - \$56.95 | \$52 (Taylor YMCA) | \$87 | \$109 (3 YMCAs) |
| Resident % Discount | 33% - 35% | 13% | 15% | 17% |

Aquatic Facilities

- A total of 20 Aquatic Facilities
- Facilities included: YMCA's, community centers, and private facilities

| Aquatics Amenities Breakdown | | | | | | | | | | | |
|--|----------------|------------------|----------------|---------------|---------------------|--------------|-------------|---------------|------------|-------------------|-------------------------|
| Facility | Distance (mi.) | Zero Depth Entry | Lap Swim Lanes | Diving Boards | Water Play Features | Outdoor Pool | Indoor Pool | Camps/Clinics | Child Care | Swim Clubs/ Teams | Concessions / Juice Bar |
| Sage YMCA | 3.8 | | X | X | | | X | X | X | X | |
| Dolphin Swim Club | 4.5 | | X | X | X | | X | X | | X | X |
| Lions Armstrong Memorial Pool | 4.9 | | X | X | X | X | | | | X | |
| Bear Paddle Swim School | 6.4 | | X | X | X | | X | X | X | | |
| Langendorf Aquatic Center | 7.3 | | X | X | X | X | | X | | X | |
| Dolphin Cove Family Aquatic Center | 9.4 | X | | X | X | X | | | | | X |
| Rakow Center | 10.0 | | X | X | | | X | | | X | |
| LA Fitness - Lake Zurich | 10.3 | | X | | | | X | | X | | X |
| Foglia YMCA | 11.7 | | X | X | | | X | X | X | X | |
| Buehler YMCA | 11.8 | | X | X | | | X | X | X | X | |
| Stingray Bay Family Aquatic Center | 12.2 | X | | X | X | X | | | | X | X |
| Hawthorn Woods Aquatic Center | 12.3 | X | X | X | X | X | | X | | X | X |
| Lords Park Family Aquatic Center | 13.8 | X | | | X | X | | | | | |
| Prairie Stone Sports & Wellness Center | 13.9 | | X | | X | | X | | X | | |
| Wing Park Family Aquatic Center | 13.9 | X | | | X | X | | | | | |
| The Centre of Elgin | 14.1 | | X | X | X | | X | X | | | |
| Adventure Island/Lap Pool | 14.1 | X | X | X | X | | X | X | | | |
| Palatine Family Aquatic Center | 14.7 | | X | X | X | X | X | | | | |
| Taylor Family Branch YMCA - Elgin | 15.3 | | X | X | | | X | X | X | X | |
| Woodstock Water Works | 16.4 | | X | | X | | X | | | | |
| Park View Health & Fitness Center | 17.3 | | X | X | | | X | | X | X | |
| Seascape Family Aquatic Center | 17.3 | X | | X | X | X | | X | | | |
| Merkel Aquatic Center | 19.0 | | X | X | X | X | | X | | X | |



Aquatic Facilities

➤ General Aquatic Program pricing info:

| Type | Cary | Low | Average | High |
|----------------------------|------------------------|---------|---------|-------|
| Open Swim / Daily Admit | free - \$8 | Free | \$5.64 | \$11 |
| Learn-to-Swim/Group Lesson | \$24 - \$80 | \$22.50 | \$65.42 | \$230 |
| Individual Season Pass | \$42 - \$75 | \$35 | \$79 | \$145 |
| Family Season Pass | \$66 - \$112 (up to 4) | \$80 | \$195 | \$425 |

Similar Provider Next Steps

- Review final list of providers and ensure no sites missing
- Continue developing inventory of amenities and pricing info for fitness facilities
- Determine recreation programs of interest for additional pricing info
- Similar Provider Assessment Draft report development

Question #1

What are the strengths of the Cary Park District related to the opportunity to develop an Indoor Recreation Center and/or a new Outdoor Aquatics Facility?

- What obstacles might the District encounter?
- Are there other opportunities that should be considered?

Question #2

As a Cary Park District Board member, what do you feel are the most pressing indoor recreational and aquatic issues in the community that this opportunity could help resolve?

- Are there any other opportunities you would like to include in this potential project?

Question #3

What partnership opportunities should be considered as part of the overall project for either facility?

Question #4

What type of indoor recreation amenities / programs do you think are most needed that would support the community needs the best?

- What type of outdoor aquatic amenities / programs do you think are most needed that would support the community needs the best?

Question #5

If the Cary Park District does develop a new recreation center, what should they do with the existing community center?

- If the Cary Park District does develop a new aquatic facility what should they do with the existing community pool?



Question #6

Do you feel the community would financially support the operations of either facility through memberships and/or program fees?

Next Steps

- Develop Program
- Facility Program
- Conceptual Design
- Cost Estimating
- Operational Plan

Questions?



CARY PARK DISTRICT

Recreation & Aquatic Feasibility Study

6 November 2018

Presented by:

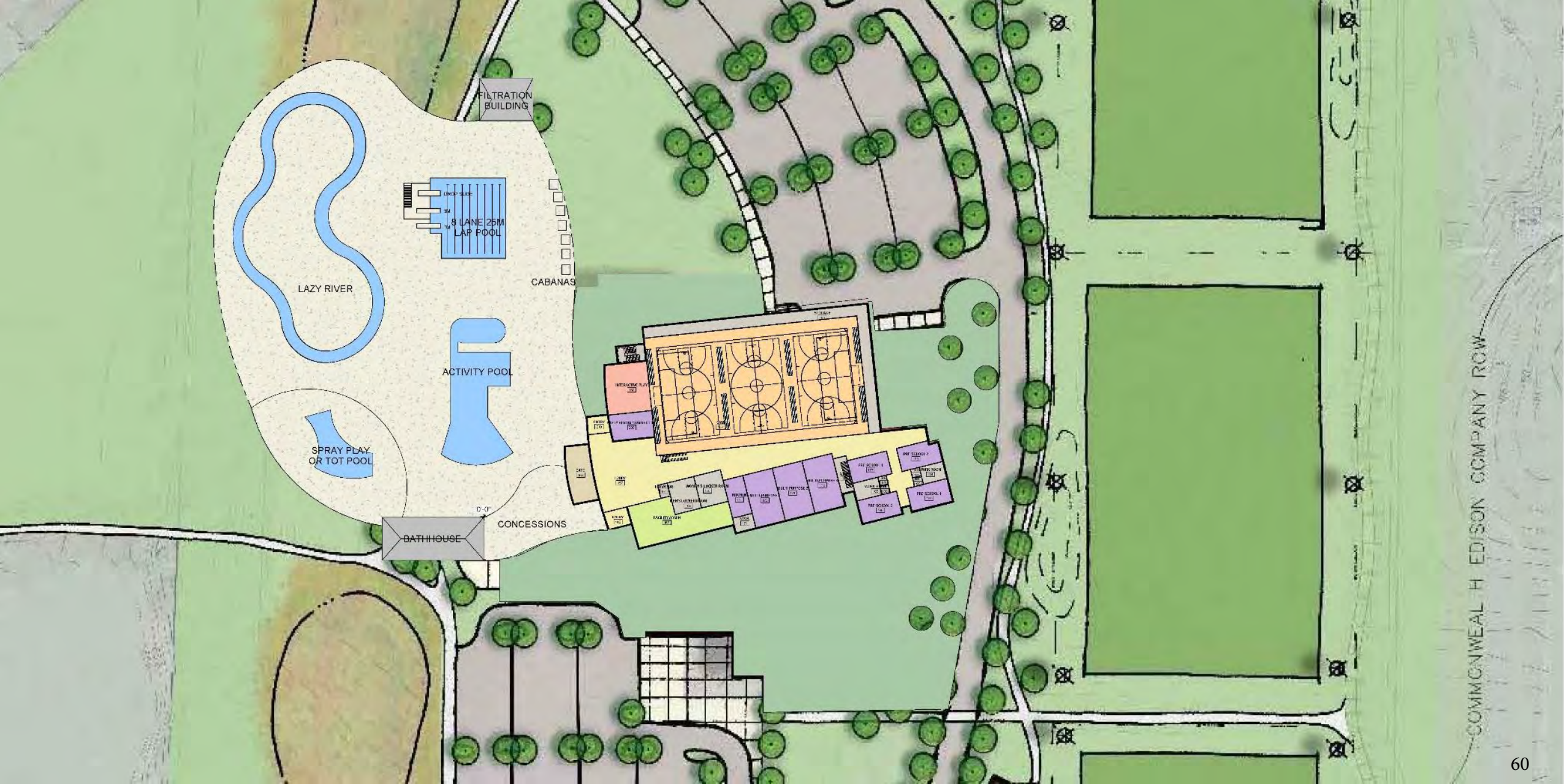


The background is a faded, artistic illustration of a water park. It features several blue water slides of varying heights, a large circular structure that could be a life preserver or a decorative element, and a winding lazy river in the foreground where several people are relaxing on inflatable tubes. The overall style is soft and painterly, with a muted color palette dominated by blues, greens, and earthy tones.

SITE CONCEPTS












































BUILDING CONCEPTS

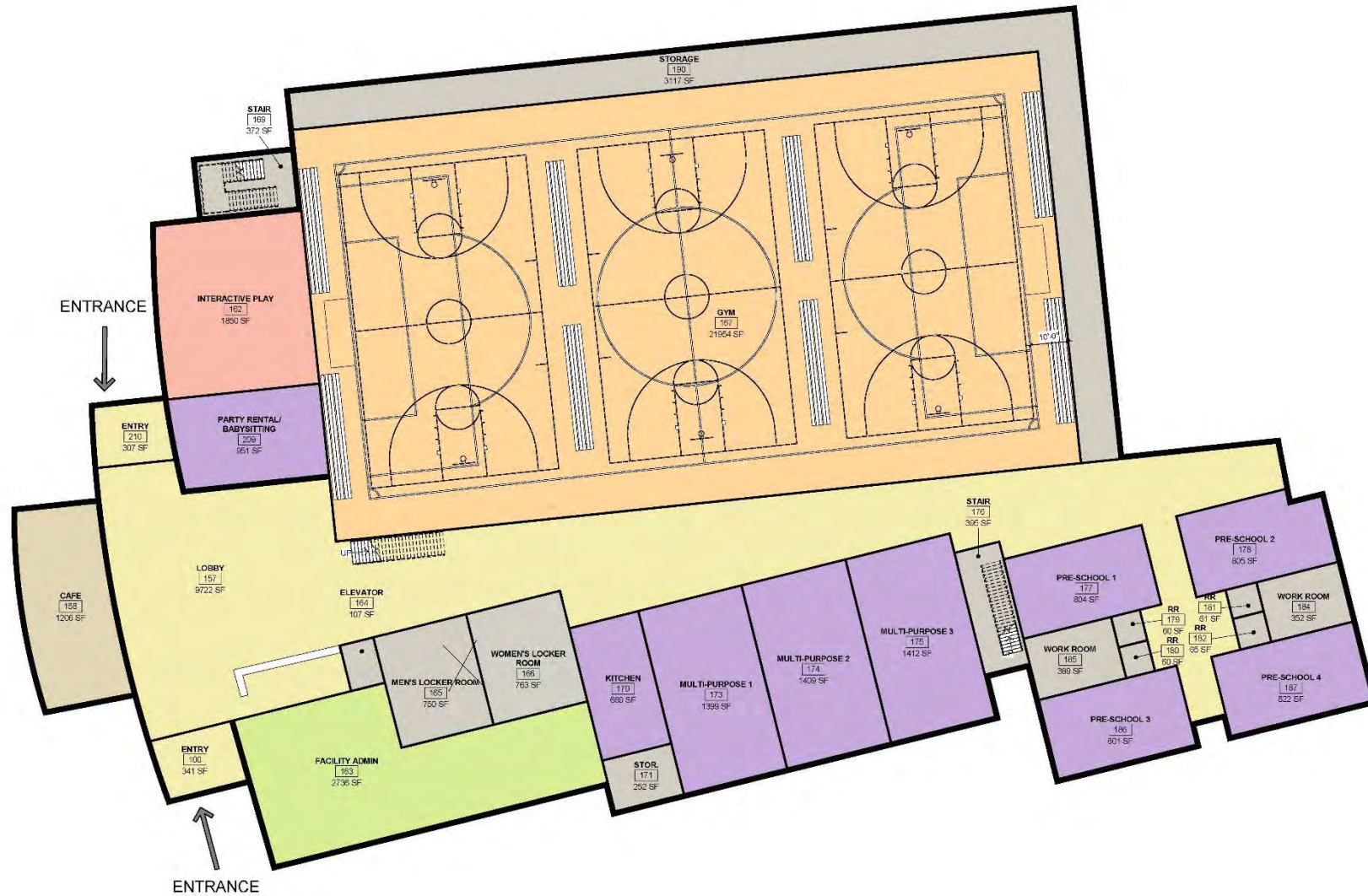




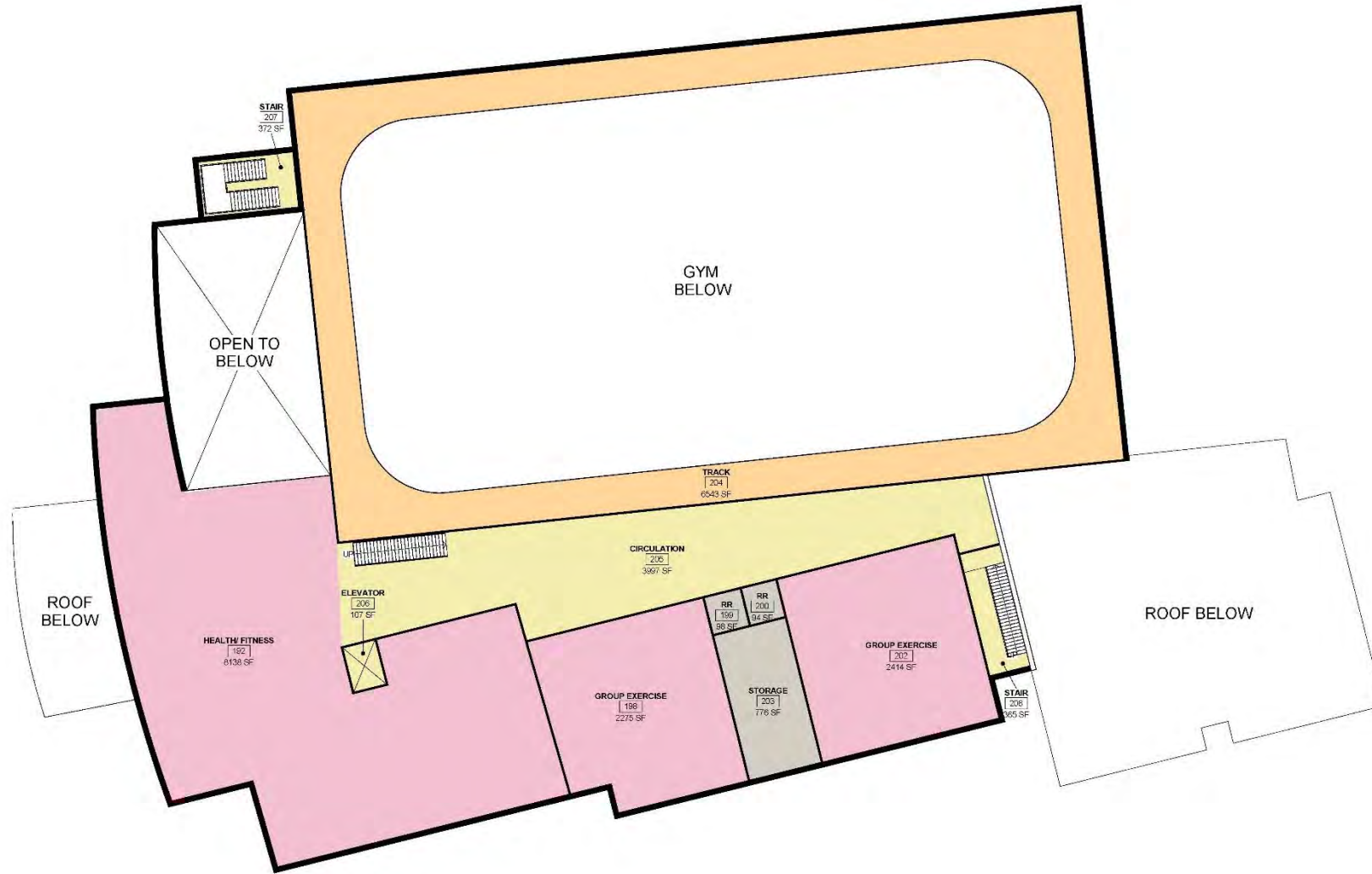


**CARY PARK DISTRICT
RECREATION & AQUATIC FEASIBILITY STUDY**





GROUND FLOOR
SCALE: 1/16" = 1'-0"
56,426 SF



UPPER FLOOR
SCALE: 1/16" = 1'-0"
26,725 SF

Five Year Pro Forma – Community Center Option A

| Pro Forma Revenues & Expenditures | | | | | | |
|---|--------------|------------------|------------------|------------------|------------------|------------------|
| Cary Park District - Option A Community Center | | | | | | |
| BASELINE: REVENUES AND EXPENDITURES | | | | | | |
| Revenues | FY 19 Budget | 1st Year | 2nd Year | 3rd Year | 4th Year | 5th Year |
| Personal Training | \$11,204 | \$11,652 | \$12,002 | \$12,362 | \$12,733 | \$13,115 |
| Center Passes | \$69,943 | \$85,000 | \$87,550 | \$90,177 | \$92,882 | \$95,668 |
| Community Center Daily Fees - Resident | \$900 | \$5,000 | \$5,150 | \$5,305 | \$5,464 | \$5,628 |
| Community Center Daily Fees - Non-Resident | \$136 | \$1,250 | \$1,288 | \$1,326 | \$1,366 | \$1,407 |
| Community Center Room Rentals | \$7,700 | \$8,008 | \$8,248 | \$8,496 | \$8,751 | \$9,013 |
| Community Center Locker Rentals | \$396 | \$412 | \$424 | \$437 | \$450 | \$464 |
| Gymnasium Programs and Rentals | \$0 | \$119,400 | \$126,671 | \$130,472 | \$134,386 | \$138,417 |
| Total | \$90,279 | \$230,722 | \$241,333 | \$248,573 | \$256,030 | \$263,711 |
| Expenditures | FY 19 Budget | 1st Year | 2nd Year | 3rd year | 4th year | 5th year |
| Personnel - Administration (Front Desk and Registration Mgr.) | \$42,365 | \$75,000 | \$77,250 | \$79,568 | \$81,955 | \$84,413 |
| Personnel - Facility Maintenance and Custodial | \$30,462 | \$75,000 | \$77,250 | \$79,568 | \$81,955 | \$84,413 |
| Personnel - Fitness | \$9,680 | \$9,970 | \$10,270 | \$10,578 | \$10,895 | \$11,222 |
| Building Maintenance and Equipment | \$15,500 | \$25,000 | \$25,750 | \$26,523 | \$27,318 | \$28,138 |
| Utilities (Heating and A/C) | \$3,000 | \$10,000 | \$10,300 | \$10,609 | \$10,927 | \$11,255 |
| Marketing and Public Relations | \$800 | \$2,500 | \$2,575 | \$2,652 | \$2,732 | \$2,814 |
| Program Supplies | \$600 | \$618 | \$637 | \$656 | \$675 | \$696 |
| Administration (uniforms; operating supplies, licenses and permits) | \$2,897 | \$2,984 | \$3,073 | \$3,166 | \$3,261 | \$3,358 |
| Fitness Equipment | \$16,000 | \$16,480 | \$16,974 | \$17,484 | \$18,008 | \$18,548 |
| Gymnasium Personnel | \$0 | \$85,000 | \$87,550 | \$90,177 | \$92,882 | \$95,668 |
| Gymnasium Program Supplies | \$0 | \$11,500 | \$11,845 | \$12,200 | \$12,566 | \$12,943 |
| Total | \$121,304 | \$314,052 | \$323,474 | \$333,178 | \$343,173 | \$353,469 |
| Total Cost Recovery | 74% | 73% | 75% | 75% | 75% | 75% |

Five Year Pro Forma – Pool Option A

Pro Forma Revenues & Expenditures

Cary Park District - Option A Pool

BASELINE: REVENUES AND EXPENDITURES

| Revenues | FY 19 Budget | 1st Year | 2nd Year | 3rd Year | 4th Year | 5th Year |
|---|--------------|-----------|-----------|-----------|-----------|-----------|
| Pool Passes | \$46,070 | \$50,000 | \$51,500 | \$53,045 | \$54,636 | \$56,275 |
| Pool Daily Fees - Resident | \$15,669 | \$20,000 | \$20,600 | \$21,218 | \$21,855 | \$22,510 |
| Pool Daily Fees - Non-Resident | \$2,600 | \$3,500 | \$3,605 | \$3,713 | \$3,825 | \$3,939 |
| Swim/Dive Lessons | \$28,652 | \$30,000 | \$30,900 | \$31,827 | \$32,782 | \$33,765 |
| Pool Facility Rentals | \$3,416 | \$4,000 | \$4,120 | \$4,244 | \$4,371 | \$4,502 |
| Total | \$96,407 | \$107,500 | \$110,725 | \$114,047 | \$117,468 | \$120,992 |
| Expenditures | FY 19 Budget | 1st Year | 2nd Year | 3rd year | 4th year | 5th year |
| Personnel - Pool | \$68,750 | \$72,000 | \$74,160 | \$76,385 | \$78,676 | \$81,037 |
| Personnel - Swim Team | -\$1,149 | -\$1,150 | -\$1,185 | -\$1,220 | -\$1,257 | -\$1,294 |
| Contracted Services | \$3,885 | \$4,002 | \$4,122 | \$4,245 | \$4,373 | \$4,504 |
| Pool Maintenance and Equipment | \$20,870 | \$25,000 | \$25,750 | \$26,523 | \$27,318 | \$28,138 |
| Utilities (Water Sewer) | \$6,500 | \$10,000 | \$10,300 | \$10,609 | \$10,927 | \$11,255 |
| Program Supplies | \$950 | \$1,000 | \$1,030 | \$1,061 | \$1,093 | \$1,126 |
| Administration (uniforms; training; operating supplies) | \$5,361 | \$6,000 | \$6,180 | \$6,365 | \$6,556 | \$6,753 |
| Total | \$105,167 | \$116,852 | \$120,357 | \$123,968 | \$127,687 | \$131,517 |
| Total Cost Recovery | 92% | 92% | 92% | 92% | 92% | 92% |

Five Year Pro Forma – Community Center Option B

| Pro Forma Revenues & Expenditures | | | | | | |
|--|--------------|------------------|------------------|------------------|------------------|------------------|
| Cary Park District - Option B Community Center | | | | | | |
| BASELINE: REVENUES AND EXPENDITURES | | | | | | |
| Revenues | FY 19 Budget | 1st Year | 2nd Year | 3rd Year | 4th Year | 5th Year |
| Personal Training | \$11,204 | \$11,652 | \$12,002 | \$12,362 | \$12,733 | \$13,115 |
| Community Center Passess | \$69,943 | \$85,000 | \$87,550 | \$90,177 | \$92,882 | \$95,668 |
| Community Center Daily Fees - Resident | \$900 | \$5,000 | \$5,150 | \$5,305 | \$5,464 | \$5,628 |
| Community Center Daily Fees - Non-Resident | \$136 | \$1,250 | \$1,288 | \$1,326 | \$1,366 | \$1,407 |
| Community Center Room Rentals | \$7,700 | \$8,008 | \$8,248 | \$8,496 | \$8,751 | \$9,013 |
| Community Center Locker Rentals | \$396 | \$412 | \$424 | \$437 | \$450 | \$464 |
| Gymnasium Programs and Rentals | \$0 | \$119,400 | \$126,671 | \$130,472 | \$134,386 | \$138,417 |
| Pre-School Fees | \$0 | \$353,200 | \$363,796 | \$374,710 | \$385,951 | \$397,530 |
| Total | \$90,279 | \$583,922 | \$605,129 | \$623,283 | \$641,981 | \$661,241 |
| Expenditures | FY 19 Budget | 1st Year | 2nd Year | 3rd year | 4th year | 5th year |
| Personnel - Administration (Front Desk and Registration Mgr.) | \$42,365 | \$85,000 | \$87,550 | \$90,177 | \$92,882 | \$95,668 |
| Personnel - Facility Maintenance and Custodial | \$30,462 | \$85,000 | \$87,550 | \$90,177 | \$92,882 | \$95,668 |
| Personnel - Fitness | \$9,680 | \$9,970 | \$10,270 | \$10,578 | \$10,895 | \$11,222 |
| Building Maintenance and Equipment | \$15,500 | \$30,000 | \$30,900 | \$31,827 | \$32,782 | \$33,765 |
| Utilities (Heating and A/C) | \$3,000 | \$15,000 | \$15,450 | \$15,914 | \$16,391 | \$16,883 |
| Marketing and Public Relations | \$800 | \$824 | \$849 | \$874 | \$900 | \$927 |
| Program Supplies | \$600 | \$618 | \$637 | \$656 | \$675 | \$696 |
| Administration (uniforms; operating supplies, licenses and permits)) | \$2,897 | \$2,984 | \$3,073 | \$3,166 | \$3,261 | \$3,358 |
| Fitness Equipment | \$16,000 | \$16,480 | \$16,974 | \$17,484 | \$18,008 | \$18,548 |
| Gymnasium Personnel | \$0 | \$85,000 | \$87,550 | \$90,177 | \$92,882 | \$95,668 |
| Gymnasium Program Supplies | \$0 | \$11,500 | \$11,845 | \$12,200 | \$12,566 | \$12,943 |
| Pre-School Personnel | \$0 | \$200,000 | \$206,000 | \$212,180 | \$218,545 | \$225,102 |
| Pre-School Supplies | \$0 | \$85,000 | \$87,550 | \$90,177 | \$92,882 | \$95,668 |
| Total | \$121,304 | \$627,376 | \$646,198 | \$665,584 | \$685,551 | \$706,118 |
| Total Cost Recovery | 74% | 93% | 94% | 94% | 94% | 94% |

Five Year Pro Forma – Pool Option B

Pro Forma Revenues & Expenditures

Cary Park District - Option B Pool

BASELINE: REVENUES AND EXPENDITURES

| Revenues | FY 19 Budget | 1st Year | 2nd Year | 3rd Year | 4th Year | 5th Year |
|---|--------------|-----------|-----------|-----------|-----------|-----------|
| Pool Passes | \$46,070 | \$50,000 | \$51,500 | \$53,045 | \$54,636 | \$56,275 |
| Pool Daily Fees - Resident | \$15,669 | \$20,000 | \$20,600 | \$21,218 | \$21,855 | \$22,510 |
| Pool Daily Fees - Non-Resident | \$2,600 | \$3,500 | \$3,605 | \$3,713 | \$3,825 | \$3,939 |
| Swim/Dive Lessons | \$28,652 | \$30,000 | \$30,900 | \$31,827 | \$32,782 | \$33,765 |
| Pool Facility Rentals | \$3,416 | \$4,000 | \$4,120 | \$4,244 | \$4,371 | \$4,502 |
| Total | \$96,407 | \$107,500 | \$110,725 | \$114,047 | \$117,468 | \$120,992 |
| Expenditures | FY 19 Budget | 1st Year | 2nd Year | 3rd year | 4th year | 5th year |
| Personnel - Pool | \$68,750 | \$72,000 | \$74,160 | \$76,385 | \$78,676 | \$81,037 |
| Personnel - Swim Team | -\$1,149 | -\$1,150 | -\$1,185 | -\$1,220 | -\$1,257 | -\$1,294 |
| Contracted Services | \$3,885 | \$4,002 | \$4,122 | \$4,245 | \$4,373 | \$4,504 |
| Pool Maintenance and Equipment | \$20,870 | \$25,000 | \$25,750 | \$26,523 | \$27,318 | \$28,138 |
| Utilities (Water Sewer) | \$6,500 | \$10,000 | \$10,300 | \$10,609 | \$10,927 | \$11,255 |
| Program Supplies | \$950 | \$1,000 | \$1,030 | \$1,061 | \$1,093 | \$1,126 |
| Administration (uniforms; training; operating supplies) | \$5,361 | \$6,000 | \$6,180 | \$6,365 | \$6,556 | \$6,753 |
| Total | \$105,167 | \$116,852 | \$120,357 | \$123,968 | \$127,687 | \$131,517 |
| Total Cost Recovery | 92% | 92% | 92% | 92% | 92% | 92% |

Five Year Pro Forma- Pool and Community Center Option C

| Pro Forma Revenues & Expenditures | | | | | |
|-------------------------------------|------------------|------------------|------------------|------------------|------------------|
| Cary Park District - Option C | | | | | |
| BASELINE: REVENUES AND EXPENDITURES | | | | | |
| Revenues | 1st Year | 2nd Year | 3rd Year | 4th Year | 5th Year |
| Passes | \$475,000 | \$489,250 | \$503,928 | \$519,045 | \$534,617 |
| Administration | \$0 | \$0 | \$0 | \$0 | \$0 |
| Building Maintenance | \$0 | \$0 | \$0 | \$0 | \$0 |
| Custodial | \$0 | \$0 | \$0 | \$0 | \$0 |
| Outdoor Pool | \$225,000 | \$231,750 | \$238,703 | \$245,864 | \$253,239 |
| Fitness | \$245,000 | \$252,350 | \$259,921 | \$267,718 | \$275,750 |
| Gymnasium | \$119,400 | \$122,982 | \$126,671 | \$130,472 | \$134,386 |
| Parties | \$15,000 | \$15,450 | \$15,914 | \$16,391 | \$16,883 |
| Rentals | \$100,000 | \$103,000 | \$106,090 | \$109,273 | \$112,551 |
| Child Care | \$22,300 | \$22,969 | \$23,658 | \$24,368 | \$25,099 |
| Pre-School | \$353,200 | \$363,796 | \$374,710 | \$385,951 | \$397,530 |
| Concessions | \$15,000 | \$15,450 | \$15,914 | \$16,391 | \$16,883 |
| Total | \$1,569,900 | \$1,616,997 | \$1,665,507 | \$1,715,472 | \$1,766,936 |
| Expenditures | 1st Year | 2nd Year | 3rd Year | 4th Year | 5th Year |
| Passes | \$0 | \$0 | \$0 | \$0 | \$0 |
| Administration | \$411,136 | \$419,906 | \$429,022 | \$438,498 | \$448,349 |
| Building Maintenance | \$157,405 | \$158,697 | \$160,034 | \$161,419 | \$162,852 |
| Custodial | \$134,091 | \$135,206 | \$136,356 | \$137,543 | \$138,768 |
| Outdoor Pool | \$313,694 | \$317,959 | \$322,384 | \$326,976 | \$331,740 |
| Fitness | \$299,686 | \$306,468 | \$313,520 | \$320,852 | \$328,476 |
| Gymnasium | \$97,678 | \$98,108 | \$98,554 | \$99,017 | \$99,498 |
| Parties | \$17,325 | \$17,345 | \$17,365 | \$17,387 | \$17,410 |
| Rentals | \$17,893 | \$18,343 | \$18,809 | \$19,293 | \$19,794 |
| Child Care | \$22,570 | \$22,600 | \$22,631 | \$22,663 | \$22,696 |
| Pre-School | \$285,000 | \$293,550 | \$302,357 | \$311,427 | \$320,770 |
| Concessions | \$38,250 | \$39,780 | \$41,371 | \$43,026 | \$44,747 |
| Total | \$1,794,726 | \$1,827,960 | \$1,862,403 | \$1,898,101 | \$1,935,099 |
| Total Cost Recovery | 87% | 88% | 89% | 90% | 91% |

CARY PARK DISTRICT

Recreation & Aquatic Feasibility Study

30 November 2018

Presented by:



A vibrant water park scene featuring a large blue slide, a stone wall, and a lazy river with people floating on tubes.

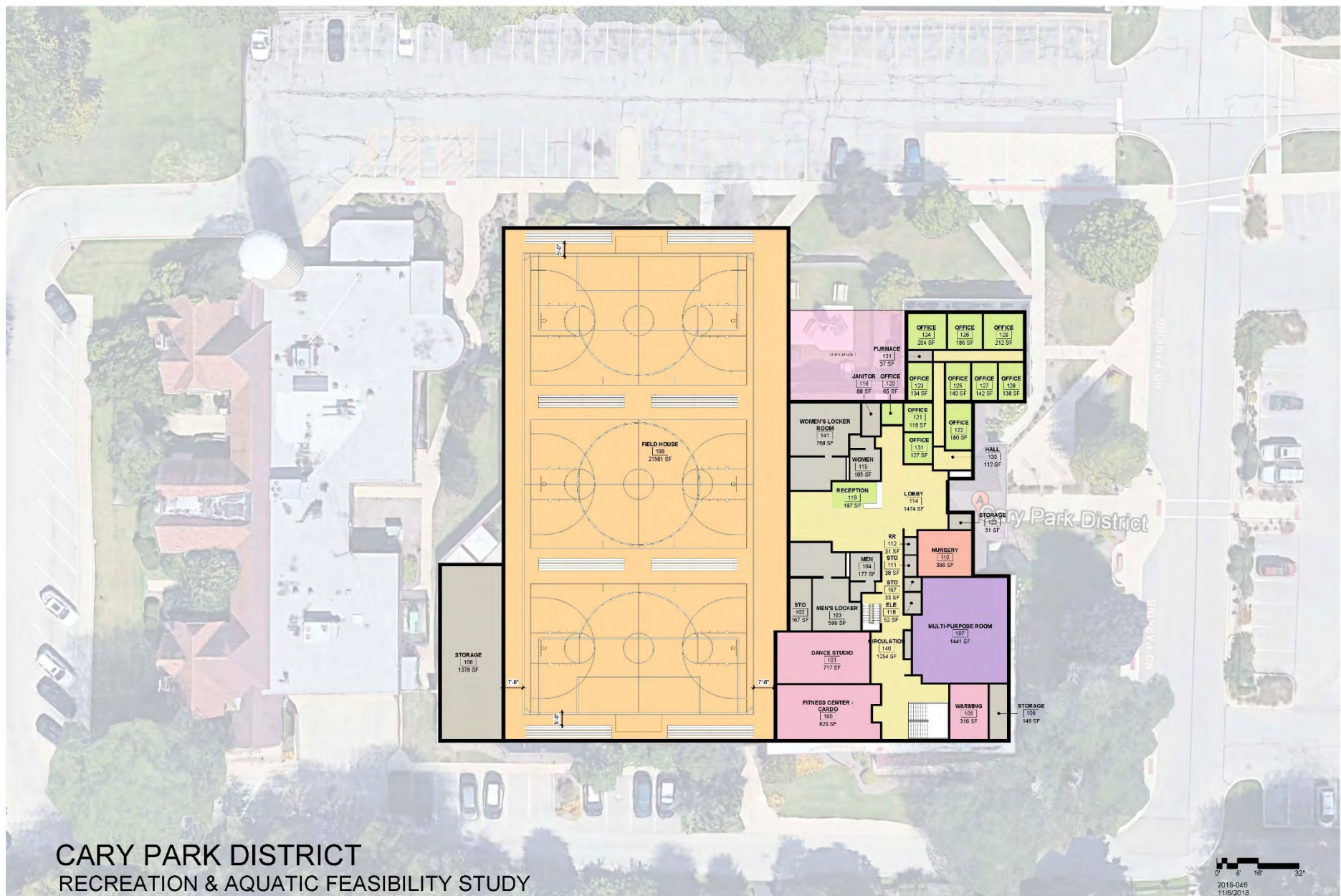
POOL CONCEPTS

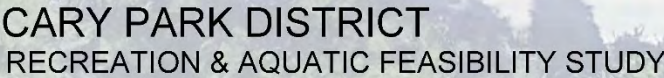


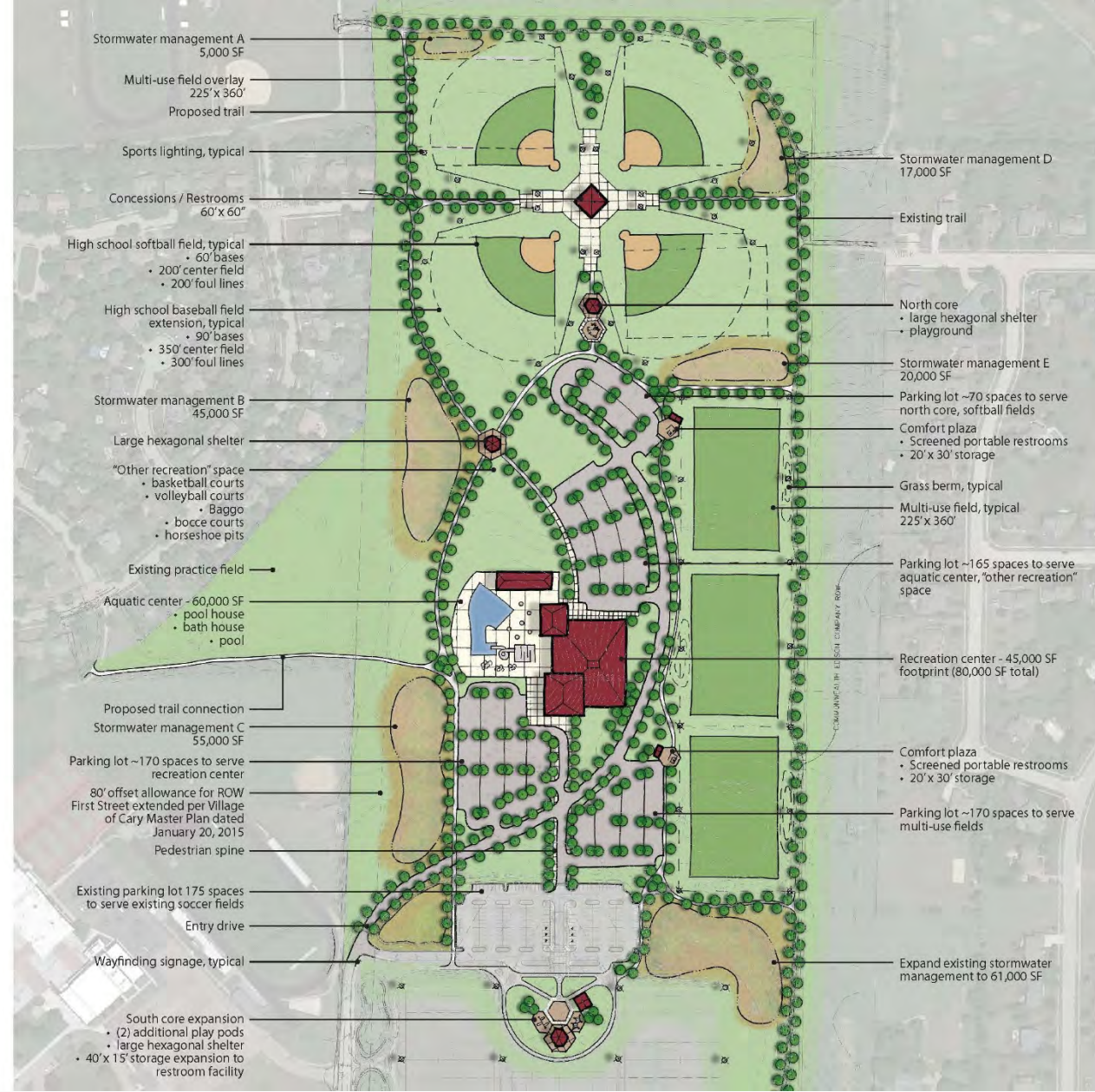


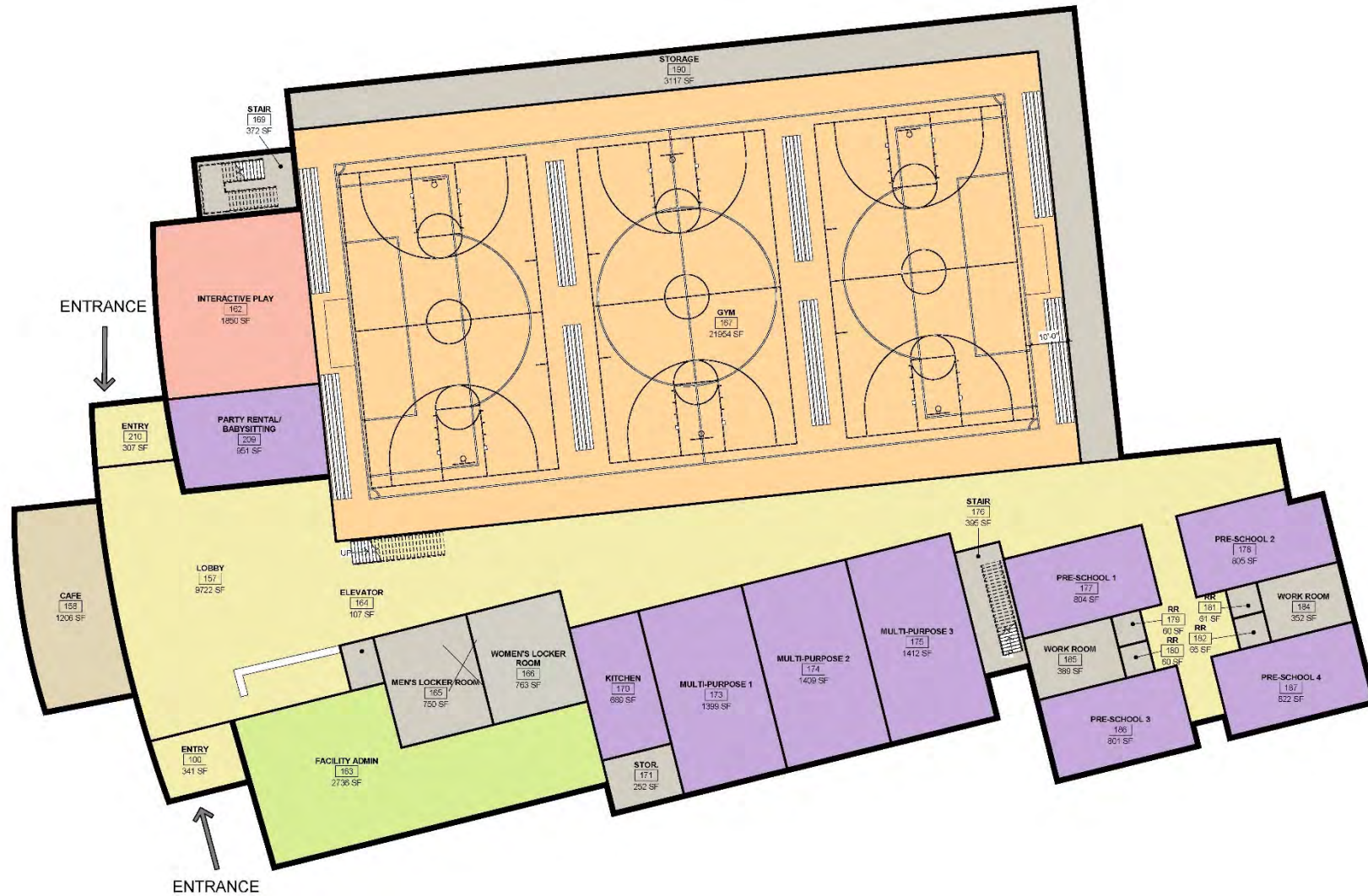
A vibrant water park scene featuring a large blue slide, a stone wall, and a lazy river with people in inflatable tubes.

BUILDING CONCEPTS

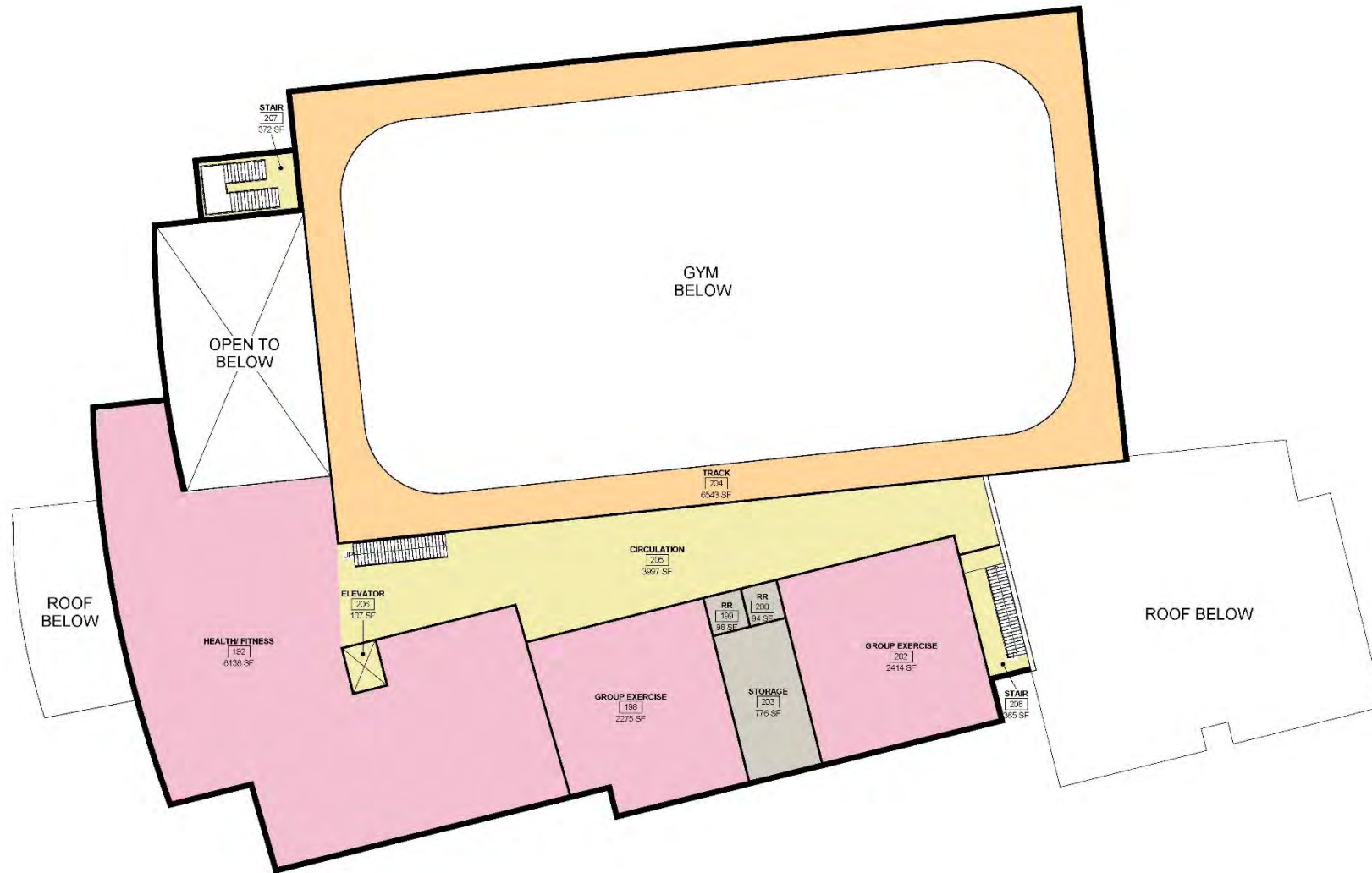








GROUND FLOOR
SCALE: 1/16" = 1'-0"
56,426 SF



UPPER FLOOR
 SCALE: 1/16" = 1'-0"
 26,725 SF





CORNERSTONE CAFE



















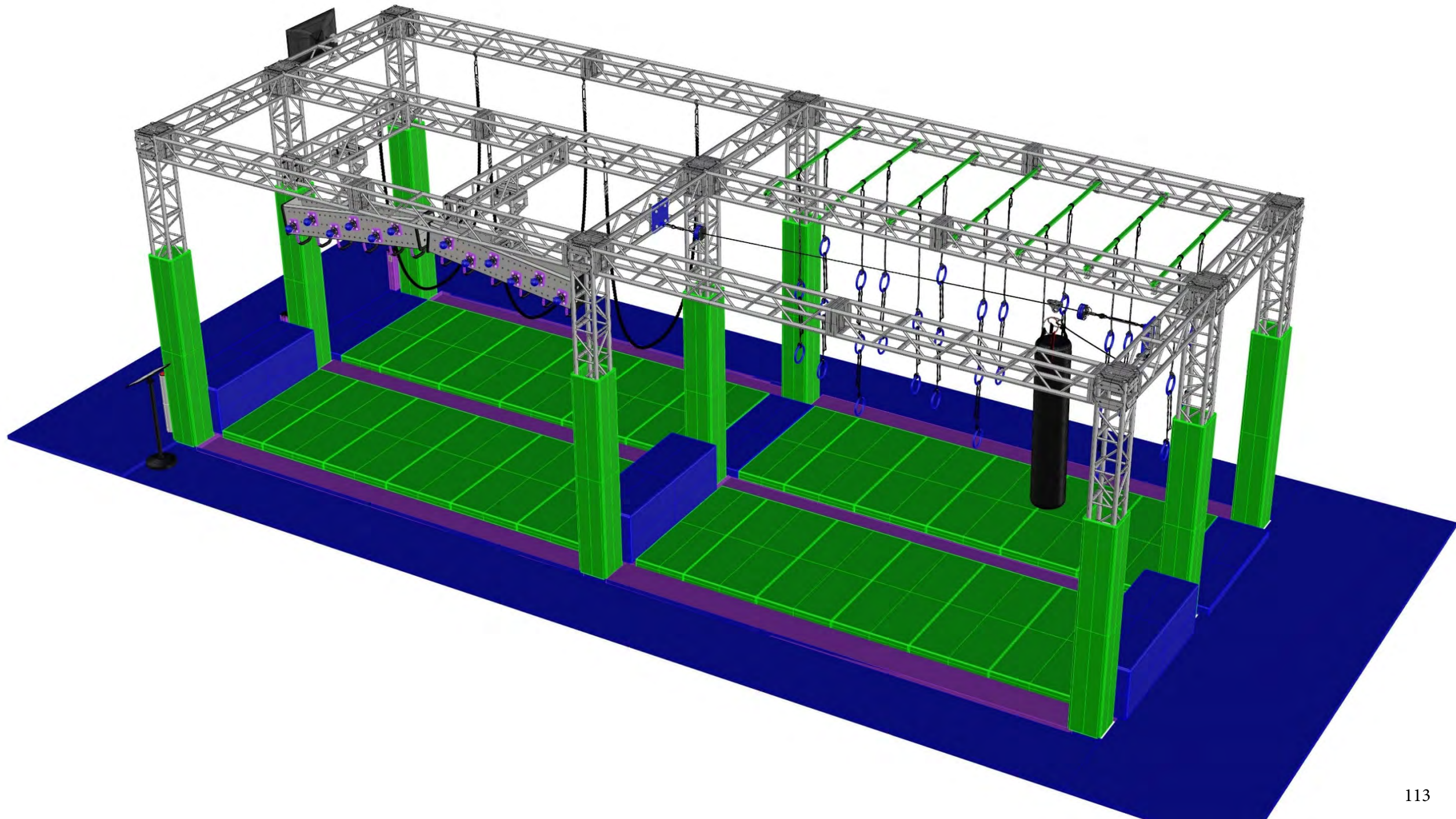




AMBITION
TRANSFORMATION
CHALLENGE
ACHIEVE
WELLNESS
POSITIVE
EXCEL





















Cost Opinion – Aquatic Center Option A

| | <u>Range in Cost</u> | | | |
|--------------------|----------------------|----|--------------|--|
| Site Development | \$ 300,000 | to | \$ 330,000 | |
| Pools | \$ 2,085,000 | to | \$ 2,293,500 | |
| Pool Site | \$ 459,600 | to | \$ 505,560 | |
| Building | \$ 238,000 | to | \$ 261,800 | |
| General Conditions | \$ 1,023,500 | to | \$ 1,125,850 | |
| Total Hard Cost | \$ 4,106,100 | to | \$ 4,516,710 | |
| Soft Costs | \$ 533,800 | to | \$ 587,180 | |
| Total Project Cost | \$ 4,639,900 | to | \$ 5,103,890 | |

Cost Opinion – Aquatic Center Option B

| | <u>Range in Cost</u> | | | |
|--------------------|----------------------|----|--------------|--|
| Site Development | \$ 350,000 | to | \$ 385,000 | |
| Pools | \$ 4,759,000 | to | \$ 5,234,900 | |
| Pool Site | \$ 937,000 | to | \$ 1,030,700 | |
| Building | \$ 1,792,000 | to | \$ 1,971,200 | |
| General Conditions | \$ 2,602,200 | to | \$ 2,862,420 | |
| Total Hard Cost | \$10,440,200 | to | \$11,484,220 | |
| Soft Costs | \$ 1,357,200 | to | \$ 1,492,920 | |
| Total Project Cost | \$11,797,400 | to | \$12,977,140 | |

Cost Opinion - Community Center Option A

| | <u>Range in Cost</u> | | | |
|--------------------|----------------------|----|--------------|--|
| Site Development | \$ 275,000 | to | \$ 302,500 | |
| Building | \$ 7,352,854 | to | \$ 8,088,139 | |
| General Conditions | \$ 2,349,300 | to | \$ 2,584,230 | |
| Total Hard Cost | \$ 9,977,154 | to | \$10,974,869 | |
| Soft Costs | \$ 997,800 | to | \$ 1,097,580 | |
| Total Project Cost | \$10,974,954 | to | \$12,072,449 | |



Cost Opinion - Community Center Option B

| | <u>Range in Cost</u> | | | |
|--------------------|----------------------|----|--------------|--|
| Site Development | \$ 975,000 | to | \$ 1,072,500 | |
| Building | \$ 2,870,081 | to | \$ 3,157,089 | |
| General Conditions | \$ 1,184,300 | to | \$ 1,302,730 | |
| Total Hard Cost | \$ 5,029,381 | to | \$ 5,532,319 | |
| Soft Costs | \$ 704,200 | to | \$ 774,620 | |
| Total Project Cost | \$ 5,733,581 | to | \$ 6,306,939 | |



Cost Opinion - Community Center Option C

| | <u>Range in Cost</u> | | |
|--------------------|----------------------|----|--------------|
| Site Development | \$ 3,073,036 | to | \$ 3,380,340 |
| Building | \$24,087,179 | to | \$26,495,786 |
| General Conditions | \$ 8,365,400 | to | \$ 9,201,940 |
| Total Hard Cost | \$35,525,615 | to | \$39,078,176 |
| Soft Costs | \$ 4,973,600 | to | \$ 5,470,960 |
| Total Project Cost | \$40,499,215 | to | \$44,549,136 |



A photograph of a water park. In the background, a large blue slide winds down a hill. In the foreground, several people are floating in blue inflatable tubes in a pool. The scene is set against a backdrop of trees and a clear sky with some clouds.

THANK YOU



Five Year Pro Forma – Community Center Option A

| Pro Forma Revenues & Expenditures | | | | | | |
|---|--------------|------------------|------------------|------------------|------------------|------------------|
| Cary Park District - Option A Community Center | | | | | | |
| BASELINE: REVENUES AND EXPENDITURES | | | | | | |
| Revenues | FY 19 Budget | 1st Year | 2nd Year | 3rd Year | 4th Year | 5th Year |
| Personal Training | \$11,204 | \$11,652 | \$12,002 | \$12,362 | \$12,733 | \$13,115 |
| Center Passes | \$69,943 | \$85,000 | \$87,550 | \$90,177 | \$92,882 | \$95,668 |
| Community Center Daily Fees - Resident | \$900 | \$5,000 | \$5,150 | \$5,305 | \$5,464 | \$5,628 |
| Community Center Daily Fees - Non-Resident | \$136 | \$1,250 | \$1,288 | \$1,326 | \$1,366 | \$1,407 |
| Community Center Room Rentals | \$7,700 | \$8,008 | \$8,248 | \$8,496 | \$8,751 | \$9,013 |
| Community Center Locker Rentals | \$396 | \$412 | \$424 | \$437 | \$450 | \$464 |
| Gymnasium Programs and Rentals | \$0 | \$119,400 | \$126,671 | \$130,472 | \$134,386 | \$138,417 |
| Total | \$90,279 | \$230,722 | \$241,333 | \$248,573 | \$256,030 | \$263,711 |
| Expenditures | FY 19 Budget | 1st Year | 2nd Year | 3rd year | 4th year | 5th year |
| Personnel - Administration (Front Desk and Registration Mgr.) | \$42,365 | \$75,000 | \$77,250 | \$79,568 | \$81,955 | \$84,413 |
| Personnel - Facility Maintenance and Custodial | \$30,462 | \$75,000 | \$77,250 | \$79,568 | \$81,955 | \$84,413 |
| Personnel - Fitness | \$9,680 | \$9,970 | \$10,270 | \$10,578 | \$10,895 | \$11,222 |
| Building Maintenance and Equipment | \$15,500 | \$25,000 | \$25,750 | \$26,523 | \$27,318 | \$28,138 |
| Utilities (Heating and A/C) | \$3,000 | \$10,000 | \$10,300 | \$10,609 | \$10,927 | \$11,255 |
| Marketing and Public Relations | \$800 | \$2,500 | \$2,575 | \$2,652 | \$2,732 | \$2,814 |
| Program Supplies | \$600 | \$618 | \$637 | \$656 | \$675 | \$696 |
| Administration (uniforms; operating supplies, licenses and permits) | \$2,897 | \$2,984 | \$3,073 | \$3,166 | \$3,261 | \$3,358 |
| Fitness Equipment | \$16,000 | \$16,480 | \$16,974 | \$17,484 | \$18,008 | \$18,548 |
| Gymnasium Personnel | \$0 | \$85,000 | \$87,550 | \$90,177 | \$92,882 | \$95,668 |
| Gymnasium Program Supplies | \$0 | \$11,500 | \$11,845 | \$12,200 | \$12,566 | \$12,943 |
| Total | \$121,304 | \$314,052 | \$323,474 | \$333,178 | \$343,173 | \$353,469 |
| Total Cost Recovery | 74% | 73% | 75% | 75% | 75% | 75% |

Five Year Pro Forma – Pool Option A

Pro Forma Revenues & Expenditures

Cary Park District - Option A Pool

BASELINE: REVENUES AND EXPENDITURES

| Revenues | FY 19 Budget | 1st Year | 2nd Year | 3rd Year | 4th Year | 5th Year |
|---|--------------|-----------|-----------|-----------|-----------|-----------|
| Pool Passes | \$46,070 | \$50,000 | \$51,500 | \$53,045 | \$54,636 | \$56,275 |
| Pool Daily Fees - Resident | \$15,669 | \$20,000 | \$20,600 | \$21,218 | \$21,855 | \$22,510 |
| Pool Daily Fees - Non-Resident | \$2,600 | \$3,500 | \$3,605 | \$3,713 | \$3,825 | \$3,939 |
| Swim/Dive Lessons | \$28,652 | \$30,000 | \$30,900 | \$31,827 | \$32,782 | \$33,765 |
| Pool Facility Rentals | \$3,416 | \$4,000 | \$4,120 | \$4,244 | \$4,371 | \$4,502 |
| Total | \$96,407 | \$107,500 | \$110,725 | \$114,047 | \$117,468 | \$120,992 |
| Expenditures | FY 19 Budget | 1st Year | 2nd Year | 3rd year | 4th year | 5th year |
| Personnel - Pool | \$68,750 | \$72,000 | \$74,160 | \$76,385 | \$78,676 | \$81,037 |
| Personnel - Swim Team | -\$1,149 | -\$1,150 | -\$1,185 | -\$1,220 | -\$1,257 | -\$1,294 |
| Contracted Services | \$3,885 | \$4,002 | \$4,122 | \$4,245 | \$4,373 | \$4,504 |
| Pool Maintenance and Equipment | \$20,870 | \$25,000 | \$25,750 | \$26,523 | \$27,318 | \$28,138 |
| Utilities (Water Sewer) | \$6,500 | \$10,000 | \$10,300 | \$10,609 | \$10,927 | \$11,255 |
| Program Supplies | \$950 | \$1,000 | \$1,030 | \$1,061 | \$1,093 | \$1,126 |
| Administration (uniforms; training; operating supplies) | \$5,361 | \$6,000 | \$6,180 | \$6,365 | \$6,556 | \$6,753 |
| Total | \$105,167 | \$116,852 | \$120,357 | \$123,968 | \$127,687 | \$131,517 |
| Total Cost Recovery | 92% | 92% | 92% | 92% | 92% | 92% |

Five Year Pro Forma – Community Center Option B

| Pro Forma Revenues & Expenditures | | | | | | |
|--|--------------|------------------|------------------|------------------|------------------|------------------|
| Cary Park District - Option B Community Center | | | | | | |
| BASELINE: REVENUES AND EXPENDITURES | | | | | | |
| Revenues | FY 19 Budget | 1st Year | 2nd Year | 3rd Year | 4th Year | 5th Year |
| Personal Training | \$11,204 | \$11,652 | \$12,002 | \$12,362 | \$12,733 | \$13,115 |
| Community Center Passess | \$69,943 | \$85,000 | \$87,550 | \$90,177 | \$92,882 | \$95,668 |
| Community Center Daily Fees - Resident | \$900 | \$5,000 | \$5,150 | \$5,305 | \$5,464 | \$5,628 |
| Community Center Daily Fees - Non-Resident | \$136 | \$1,250 | \$1,288 | \$1,326 | \$1,366 | \$1,407 |
| Community Center Room Rentals | \$7,700 | \$8,008 | \$8,248 | \$8,496 | \$8,751 | \$9,013 |
| Community Center Locker Rentals | \$396 | \$412 | \$424 | \$437 | \$450 | \$464 |
| Gymansium Programs and Rentals | \$0 | \$119,400 | \$126,671 | \$130,472 | \$134,386 | \$138,417 |
| Pre-School Fees | \$0 | \$353,200 | \$363,796 | \$374,710 | \$385,951 | \$397,530 |
| Total | \$90,279 | \$583,922 | \$605,129 | \$623,283 | \$641,981 | \$661,241 |
| Expenditures | FY 19 Budget | 1st Year | 2nd Year | 3rd year | 4th year | 5th year |
| Personnel - Administration (Front Desk and Registration Mgr.) | \$42,365 | \$85,000 | \$87,550 | \$90,177 | \$92,882 | \$95,668 |
| Personnel - Facility Maintenance and Custodial | \$30,462 | \$85,000 | \$87,550 | \$90,177 | \$92,882 | \$95,668 |
| Personnel - Fitness | \$9,680 | \$9,970 | \$10,270 | \$10,578 | \$10,895 | \$11,222 |
| Building Maintenance and Equipment | \$15,500 | \$30,000 | \$30,900 | \$31,827 | \$32,782 | \$33,765 |
| Utilities (Heating and A/C) | \$3,000 | \$15,000 | \$15,450 | \$15,914 | \$16,391 | \$16,883 |
| Marketing and Public Relations | \$800 | \$824 | \$849 | \$874 | \$900 | \$927 |
| Program Supplies | \$600 | \$618 | \$637 | \$656 | \$675 | \$696 |
| Administration (uniforms; operating supplies, licenses and permits)) | \$2,897 | \$2,984 | \$3,073 | \$3,166 | \$3,261 | \$3,358 |
| Fitness Equipment | \$16,000 | \$16,480 | \$16,974 | \$17,484 | \$18,008 | \$18,548 |
| Gymansium Personnel | \$0 | \$85,000 | \$87,550 | \$90,177 | \$92,882 | \$95,668 |
| Gymansium Program Supplies | \$0 | \$11,500 | \$11,845 | \$12,200 | \$12,566 | \$12,943 |
| Pre-School Personnel | \$0 | \$200,000 | \$206,000 | \$212,180 | \$218,545 | \$225,102 |
| Pre-School Supplies | \$0 | \$85,000 | \$87,550 | \$90,177 | \$92,882 | \$95,668 |
| Total | \$121,304 | \$627,376 | \$646,198 | \$665,584 | \$685,551 | \$706,118 |
| Total Cost Recovery | 74% | 93% | 94% | 94% | 94% | 94% |

Five Year Pro Forma – Pool Option B

Pro Forma Revenues & Expenditures

Cary Park District - Option B Pool

BASELINE: REVENUES AND EXPENDITURES

| Revenues | FY 19 Budget | 1st Year | 2nd Year | 3rd Year | 4th Year | 5th Year |
|---|--------------|-----------|-----------|-----------|-----------|-----------|
| Pool Passes | \$46,070 | \$50,000 | \$51,500 | \$53,045 | \$54,636 | \$56,275 |
| Pool Daily Fees - Resident | \$15,669 | \$20,000 | \$20,600 | \$21,218 | \$21,855 | \$22,510 |
| Pool Daily Fees - Non-Resident | \$2,600 | \$3,500 | \$3,605 | \$3,713 | \$3,825 | \$3,939 |
| Swim/Dive Lessons | \$28,652 | \$30,000 | \$30,900 | \$31,827 | \$32,782 | \$33,765 |
| Pool Facility Rentals | \$3,416 | \$4,000 | \$4,120 | \$4,244 | \$4,371 | \$4,502 |
| Total | \$96,407 | \$107,500 | \$110,725 | \$114,047 | \$117,468 | \$120,992 |
| Expenditures | FY 19 Budget | 1st Year | 2nd Year | 3rd year | 4th year | 5th year |
| Personnel - Pool | \$68,750 | \$72,000 | \$74,160 | \$76,385 | \$78,676 | \$81,037 |
| Personnel - Swim Team | -\$1,149 | -\$1,150 | -\$1,185 | -\$1,220 | -\$1,257 | -\$1,294 |
| Contracted Services | \$3,885 | \$4,002 | \$4,122 | \$4,245 | \$4,373 | \$4,504 |
| Pool Maintenance and Equipment | \$20,870 | \$25,000 | \$25,750 | \$26,523 | \$27,318 | \$28,138 |
| Utilities (Water Sewer) | \$6,500 | \$10,000 | \$10,300 | \$10,609 | \$10,927 | \$11,255 |
| Program Supplies | \$950 | \$1,000 | \$1,030 | \$1,061 | \$1,093 | \$1,126 |
| Administration (uniforms; training; operating supplies) | \$5,361 | \$6,000 | \$6,180 | \$6,365 | \$6,556 | \$6,753 |
| Total | \$105,167 | \$116,852 | \$120,357 | \$123,968 | \$127,687 | \$131,517 |
| Total Cost Recovery | 92% | 92% | 92% | 92% | 92% | 92% |

Five Year Pro Forma- Pool and Community Center Option C

| Pro Forma Revenues & Expenditures | | | | | |
|-------------------------------------|------------------|------------------|------------------|------------------|------------------|
| Cary Park District - Option C | | | | | |
| BASELINE: REVENUES AND EXPENDITURES | | | | | |
| Revenues | 1st Year | 2nd Year | 3rd Year | 4th Year | 5th Year |
| Passes | \$475,000 | \$489,250 | \$503,928 | \$519,045 | \$534,617 |
| Administration | \$0 | \$0 | \$0 | \$0 | \$0 |
| Building Maintenance | \$0 | \$0 | \$0 | \$0 | \$0 |
| Custodial | \$0 | \$0 | \$0 | \$0 | \$0 |
| Outdoor Pool | \$225,000 | \$231,750 | \$238,703 | \$245,864 | \$253,239 |
| Fitness | \$245,000 | \$252,350 | \$259,921 | \$267,718 | \$275,750 |
| Gymnasium | \$119,400 | \$122,982 | \$126,671 | \$130,472 | \$134,386 |
| Parties | \$15,000 | \$15,450 | \$15,914 | \$16,391 | \$16,883 |
| Rentals | \$100,000 | \$103,000 | \$106,090 | \$109,273 | \$112,551 |
| Child Care | \$22,300 | \$22,969 | \$23,658 | \$24,368 | \$25,099 |
| Pre-School | \$353,200 | \$363,796 | \$374,710 | \$385,951 | \$397,530 |
| Concessions | \$15,000 | \$15,450 | \$15,914 | \$16,391 | \$16,883 |
| Total | \$1,569,900 | \$1,616,997 | \$1,665,507 | \$1,715,472 | \$1,766,936 |
| Expenditures | 1st Year | 2nd Year | 3rd Year | 4th Year | 5th Year |
| Passes | \$0 | \$0 | \$0 | \$0 | \$0 |
| Administration | \$411,136 | \$419,906 | \$429,022 | \$438,498 | \$448,349 |
| Building Maintenance | \$157,405 | \$158,697 | \$160,034 | \$161,419 | \$162,852 |
| Custodial | \$134,091 | \$135,206 | \$136,356 | \$137,543 | \$138,768 |
| Outdoor Pool | \$313,694 | \$317,959 | \$322,384 | \$326,976 | \$331,740 |
| Fitness | \$299,686 | \$306,468 | \$313,520 | \$320,852 | \$328,476 |
| Gymnasium | \$97,678 | \$98,108 | \$98,554 | \$99,017 | \$99,498 |
| Parties | \$17,325 | \$17,345 | \$17,365 | \$17,387 | \$17,410 |
| Rentals | \$17,893 | \$18,343 | \$18,809 | \$19,293 | \$19,794 |
| Child Care | \$22,570 | \$22,600 | \$22,631 | \$22,663 | \$22,696 |
| Pre-School | \$285,000 | \$293,550 | \$302,357 | \$311,427 | \$320,770 |
| Concessions | \$38,250 | \$39,780 | \$41,371 | \$43,026 | \$44,747 |
| Total | \$1,794,726 | \$1,827,960 | \$1,862,403 | \$1,898,101 | \$1,935,099 |
| Total Cost Recovery | 87% | 88% | 89% | 90% | 91% |

CARY PARK DISTRICT

Recreation & Aquatic Feasibility Study BOARD PRESENTATION

13 December 2018

Presented by:



AGENDA

Purpose of Tonight's Meeting

Study Tasks

Project Timeline

Market Analysis Update

Conceptual Plan Options

Next Steps

Purpose of Tonight's Meeting

Update on the progress of the Study
and gather Board input
on work completed to date.

[illegible]

- ✓ Gather / Review Background Information
- ✓ Stakeholder Input
- ✓ Market / Competitor Analysis
- ✓ Facilities Program / Amenity Development
- ✓ Develop Facilities Space Program / Amenities
- ✓ Analysis of Existing Facilities
- Conceptual Planning
- Capital Cost Development
- Operational Plan and Pro forma

✓ = Completed

Project Timeline

The timeline consists of a horizontal line with vertical connectors leading to event labels. The months are labeled in blue boxes below the line. The 'December 13 Board Review Meeting' is highlighted in yellow.

| Month | Event | Date |
|----------------|--------------------------------------|---------------------|
| August 2018 | Kick-Off Meeting | August 31 |
| September 2018 | Stakeholder Input | September 4-7 |
| September 2018 | Design Team Meeting & Board Workshop | September 13 |
| October 2018 | Design Team Meeting | October 12 |
| November 2018 | Design Team Meeting | November 6 |
| November 2018 | Design Team Meeting | November 30 |
| December 2018 | Operational Input | December 4 |
| December 2018 | Board Review Meeting | December 13 |
| January 2019 | Board Meeting Review Final Draft | January 17 |
| February 2019 | Submit Final Report | Week of February 11 |


136

A blue circular marker with a vertical line pointing down to a blue parallelogram-shaped box containing the text "September 2018".

Des

October 2018

November 2018

A blue vertical line with a small blue circle at the top, pointing to a blue parallelogram-shaped box containing the text "December 2018".

MARKET ANALYSIS UPDATE

Methodology

- The Consulting Team utilized an approximate 30-minute drive time from Cary Park District's Administrative Office
- The assessment focused on:
 - Community / Recreation Centers
 - Fitness Centers
 - Aquatic Facilities



Overview

- Study included:
 - 22 Rec / Fitness Centers
 - 26 Aquatic Facilities
- Facilities included: YMCAs, facilities from surrounding municipalities, and private operations
- Only 27% of Rec / Fitness Centers and 27% of Aquatic Centers identified are within a 15-min drivetime

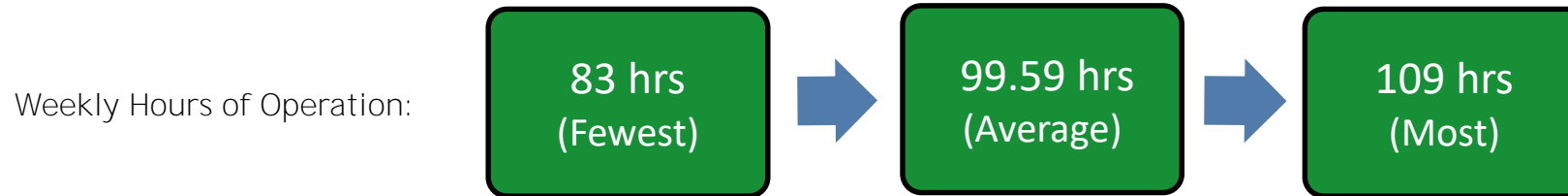
| Recreation & Fitness Centers | Aquatic Centers |
|--|--|
| Cary Park District Community Center ** | Cary Park District Community Center ** |
| Sage YMCA ** | Sage YMCA ** |
| Centegra Health Bridge Fitness Center (Crystal Lake) ** | Dolphin Swim Club ** |
| Centegra Health Bridge Fitness Center (Huntley) ** | Lions Armstrong Memorial Pool ** |
| Canlan Sportsplex ** | Bear Paddle Swim School ** |
| Life Time Fitness (Algonquin) ** | Life Time Fitness (Algonquin) ** |
| Barrington Park District - Fitness and Recreation Center | Barrington Park District - Aquatic Center ** |
| LA Fitness (Lake Zurich) | Dolphin Cove Family Aquatic Center |
| LA Fitness (West Dundee) | LA Fitness (Lake Zurich) |
| Rakow Center | LA Fitness (West Dundee) |
| McHenry Recreation Center | Rakow Center |
| Randall Oaks Community Center | Merkel Aquatic Center |
| Foglia YMCA | Foglia YMCA |
| Buehler YMCA | Buehler YMCA |
| Woodstock Recreation Center | Hawthorn Woods Aquatic Center |
| Prairie Stone Sports & Wellness Center | Stingray Bay Family Aquatic Center |
| Falcon Park Recreation Center | Lords Park Family Aquatic Center |
| Midtown Athletic Club | Wing Park Family Aquatic Center |
| The Centre of Elgin | Adventure Island/Lap Pool |
| Community & Fitness Center (Palatine) | Prairie Stone Sports & Wellness Center |
| Taylor Family Branch YMCA (Elgin) | The Centre of Elgin |
| Mundelein Community Center | Palatine Family Aquatic Center |
| ** Facilities within 15-minute drive time | Taylor Family Branch YMCA (Elgin) |
| | Woodstock Water Works |
| | Seascape Family Aquatic Center |
| | Park View Health & Fitness Center (Mundelein CC) |

Recreation / Fitness Centers

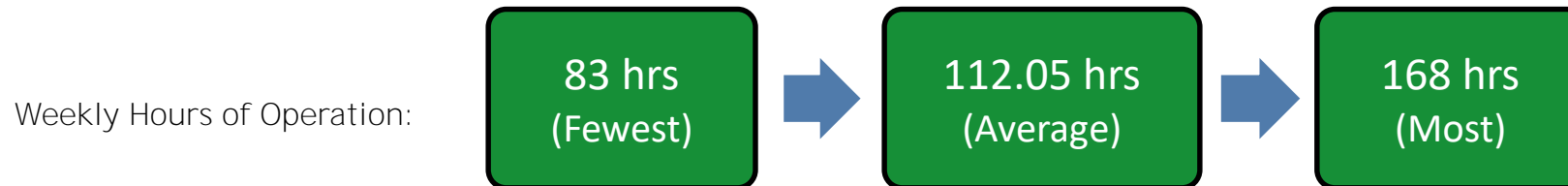
| Recreation & Fitness Center Amenities Provided | Distance (min.) | Gymnasium | Running/Walking Track | Racquet Court | Fitness Center | Group Exercise Studio | Locker Rooms | Teen Center/ Programs | Class / Meeting Spaces | Child Care | Rentals | Senior Center/ Programs | Concessions / Juice Bar | Warm Water Therapy | Personal Training | Sauna/Steam Room |
|--|-----------------|-----------|-----------------------|---------------|----------------|-----------------------|--------------|-----------------------|------------------------|------------|---------|-------------------------|-------------------------|--------------------|-------------------|------------------|
| Cary Park District Community Center | 0 | | | | X | X | X | | X | | X | | | | X | |
| Sage YMCA | 9 | X | | X | X | X | X | X | X | X | X | X | | | X | |
| Centegra Health Bridge Fitness Center (Crystal Lake) | 11 | | | X | X | X | X | | | X | | | | | X | |
| Canlan Sportsplex | 11 | X | | | X | | | | X | X | X | X | X | | X | |
| Life Time Fitness (Algonquin) | 14 | X | | X | X | X | X | | X | X | | | | X | X | X |
| Barrington Park District - Fitness and Recreation Center | 15 | X | | | X | X | X | | | | X | X | | | X | |
| LA Fitness (West Dundee) | 17 | X | | X | X | X | X | | | X | | | X | | X | X |
| LA Fitness (Lake Zurich) | 20 | X | | X | X | X | X | | | X | | | X | | X | X |
| Centegra Health Bridge Fitness Center (Huntley) | 18 | | | X | X | X | X | | | X | | | | | X | |
| Rakow Center | 19 | X | X | X | X | | | | X | | X | | | X | | X |
| McHenry Recreation Center | 19 | | | | X | X | X | | X | X | X | X | | | | |
| Randall Oaks Community Center | 21 | X | X | | X | | | | X | X | X | | | | | |
| Foglia YMCA | 25 | X | | | X | X | X | X | X | X | X | X | | | X | X |
| Buehler YMCA | 22 | X | | | X | X | X | X | X | X | X | X | | | X | X |
| Woodstock Recreation Center | 24 | X | X | X | X | X | X | | X | X | X | X | | X | X | X |
| Prairie Stone Sports & Wellness Center | 24 | X | | | X | X | X | | | X | | | | | X | |
| Falcon Park Recreation Center | 27 | X | X | | | | | | X | | X | | | | | |
| Midtown Athletic Club | 25 | X | X | X | X | X | X | | X | X | | | X | X | X | X |
| The Centre of Elgin | 26 | X | X | X | X | X | X | X | X | X | X | X | | X | X | |
| Community & Fitness Center (Palatine) | 27 | X | X | | X | X | X | X | X | X | X | | | | X | |
| Taylor Family Branch YMCA (Elgin) | 28 | X | | | X | X | X | X | X | X | X | | X | | X | X |
| Mundelein Community Center/Park View Health & Fitness Center | 34 | X | X | | X | X | X | | X | X | X | X | | | X | |

Hours of Operation

- CPD Community Center: 102.5 hours per week
- Recreation / Community Centers (14):

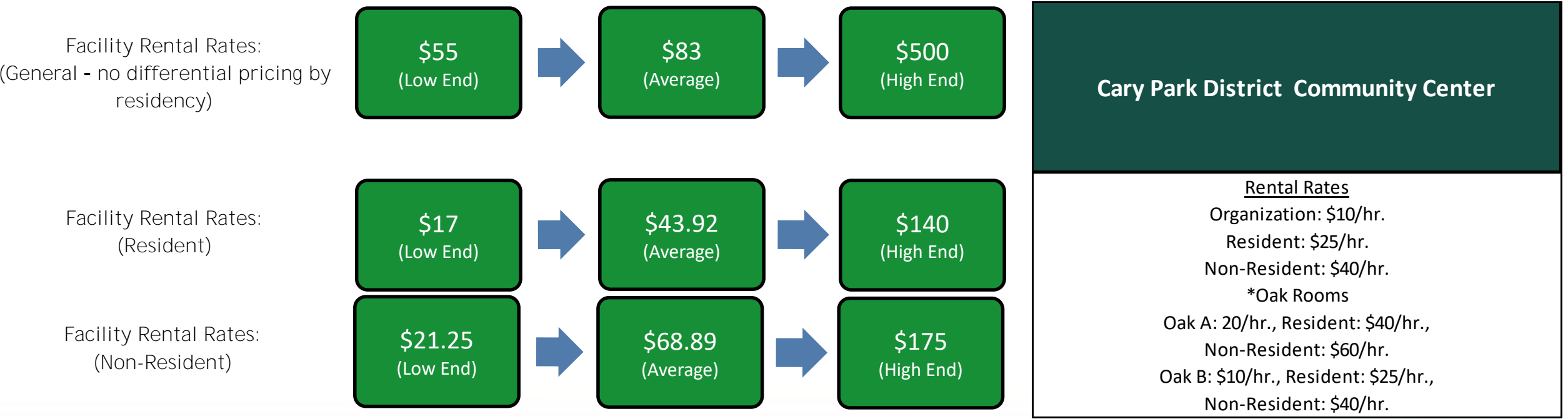


- Fitness Centers (15):



Facility Rental Rates

- Rental rates assessed for gym space, sport fields, meeting spaces, and multi-purpose rooms
- Rates are on a per hour basis, and include rates specified by residency:



Facility Membership Rates

| Membership Pricing Breakdown | | | | | |
|--|---------------------------------------|---|---|---|--|
| | Youth | Young Adult | Adult | Senior | Family/Household |
| Cary Park District Community Center (Fitness Membership) | - | R: \$16-\$19 per month NR: \$24-\$29 per month | R: \$16-\$19 per month NR: \$24-\$29 per month | R: \$13-\$15 per month NR: \$20-\$23 per month | R: \$32-\$38 per month NR: \$48-\$57 per month |
| Buehler YMCA | \$26 per month | \$29 per month | \$64 per month | - | \$95 per month \$109 per month |
| Taylor Family Branch YMCA * +\$25 joiner fee | \$21 per month | \$25 per month | \$44 per month | \$33 per month | \$68 per month |
| Foglia YMCA | \$26 per month | \$29 per month | \$64 per month | - | \$95 per month \$109 per month |
| Sage YMCA | \$26 per month | \$29 per month | \$60 per month | - | \$95 per month \$109 per month |
| McHenry Recreation Center | - | \$27 per month * R-\$30 enroll. fee * NR-\$50 enroll. fee | \$35 per month * R-\$30 enroll. fee * NR-\$50 enroll. Fee | \$27 per month * R-\$30 enroll. fee * NR-\$50 enroll. Fee | (add'l household) \$21 per month * R-\$20 enroll. fee * NR-\$30 enroll. fee |
| Woodstock Recreation Center | FREE w/parent member | \$32-\$45 per month Student (14-25): \$20-\$30/mo | \$32-\$45 per month | \$23-\$32 per month | (add'l household member) \$23-\$35 per month |
| ** Community Fitness Center (Palatine) | R-\$11 per month NR-\$14 per month | | R-\$12 per month NR-\$15 per month | R - \$11 per month NR-\$14 per month | (add'l household member) R-\$10 per month NR-\$12 per month |

* One-time Fee is required for new member application

** R-Resident; NR-Non-Resident

Fitness Program Rates

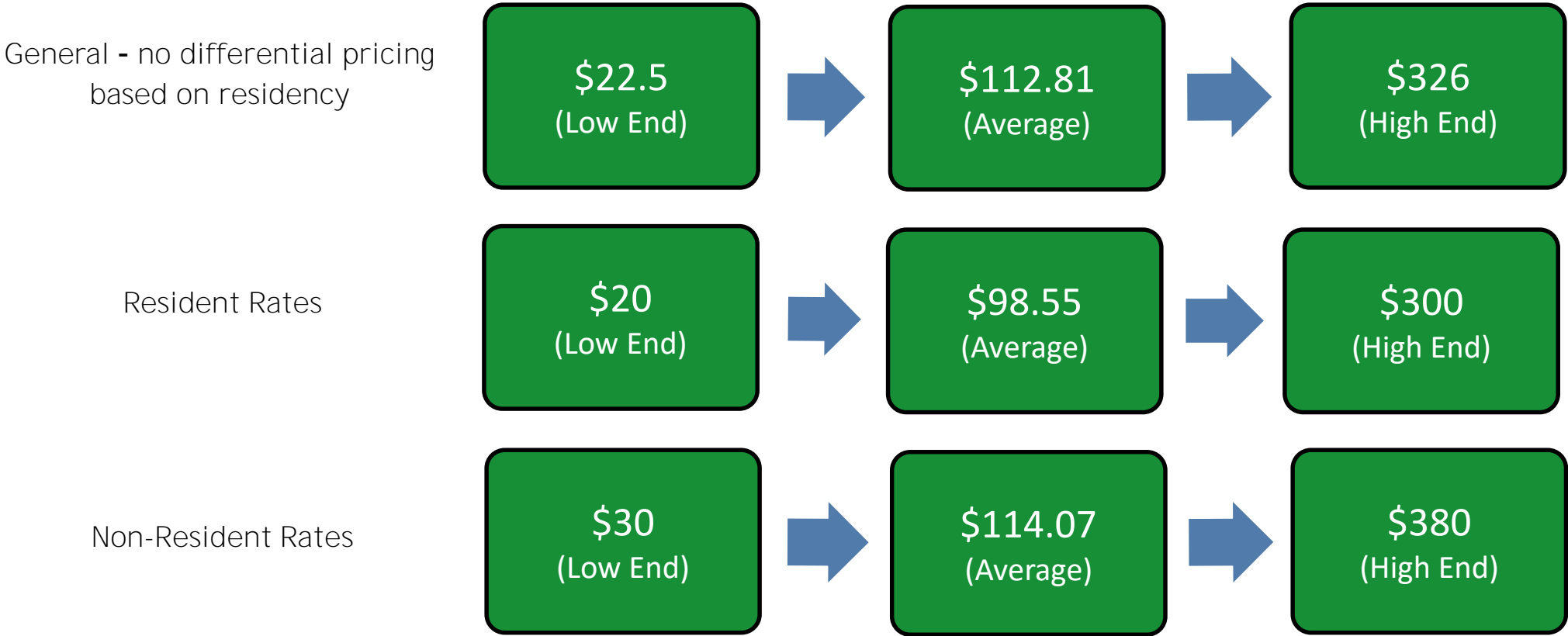
| Fitness Facilities | Programs/Classes | Fitness Pricing |
|--|---|--|
| CPD Fitness Center | Personal Training, fitness assessments, and group fitness | <u>Personal Training:</u> Requires \$45 fitness assessment 30-min: \$23 / 5 sessions: \$98 / 10 sessions: \$175 1-hr: \$40 / 5 sessions: \$190 / 10 sessions: \$350 Semi-Private (2 ppl) 1-hr: \$55 / 5 or 10 sessions: \$225 or \$425 <u>Group Fitness Classes</u> Drop-In: R-\$6/NR-\$9 Unlimited Pass (each season): R-\$108/NR-\$162 Unlimited Pass (2 seasons): R-\$188/NR-\$282 Punch Card (5 punches): R-\$30/NR-\$45 Punch Card (10 punches): R-\$60/NR-\$90 Punch Card (15 punches): R-\$90/NR-\$135 |
| Centegra Health Bridge Fitness Center (Crystal Lake) | Group Fitness, Personal Training, Health & Nutrition Program | <u>Personal Training & Group Fitness Pricing:</u> Members-\$90, Non-Members-\$115 |
| Life Time Fitness (Algonquin) | Spa, Weight Loss Program, Personal Training, Group Fitness, Pilates, Yoga | <u>Day Pass:</u> (1 Pass)-\$25 (5 Passes)-\$100 <u>Monthly Fee:</u> \$75/mo. |
| Barrington Park District Recreation and Fitness Center | Group Fitness, Personal Training, Yoga | <u>Team Training:</u> (Adult) Resident-\$69, Non-Resident-\$74 (Seniors) Resident-\$53, Non-Resident-\$58 <u>Small Group Training:</u> (Adult) Resident-\$89, Non-Resident-\$94 (Seniors) Resident-\$81, Non-Resident-\$86 <u>Corporate Membership:</u> \$89 |
| LA Fitness (West Dundee) | Group Fitness, Personal Training, Whirlpool Spa, Sauna | <u>Online Membership:</u> *Initiation Fee - \$99 (Single Club) \$25.99/mo. (Multi Club) \$35.99/mo. |
| Centegra Health Bridge Fitness Center (Huntley) | Group Fitness, Personal Training, Health & Nutrition Program | <u>Personal Training & Group Fitness Pricing:</u> Members-\$90, Non-Members-\$115 |
| LA Fitness (Lake Zurich) | Group Fitness, Personal Training, Whirlpool Spa, Sauna | <u>Online Membership:</u> *Initiation Fee - \$99 (Single Club) \$25.99/mo. (Multi Club) \$35.99/mo. |

Aquatic Facilities

| Aquatic Center Amenities Provided | Distance (min.) | Zero Depth Entry | Lap Swim Lanes | Diving Boards | Water Play Features | Outdoor Pool | Indoor Pool | Camps/Clinics | Child Care | Swim Clubs/ Teams | Concessions / Juice Bar |
|--|-----------------|------------------|----------------|---------------|---------------------|--------------|-------------|---------------|------------|-------------------|-------------------------|
| Cary Park District Community Center | 0 | | X | X | | X | | X | | X | x |
| Sage YMCA | 9 | | X | X | | | X | X | X | X | |
| Dolphin Swim Club | 9 | | X | X | X | | X | X | | X | X |
| Centegra Health Bridge Fitness Center (Crystal Lake) | 11 | X | X | | X | X | X | | | X | |
| Lions Armstrong Memorial Pool | 10 | | X | X | X | X | | | | X | |
| Bear Paddle Swim School | 13 | | X | X | X | | X | X | X | | |
| Life Time Fitness (Algonquin) | 14 | | X | | X | X | X | X | X | | |
| Barrington Park District - Aquatic Center | 14 | | X | X | X | X | | X | | X | |
| Dolphin Cove Family Aquatic Center | 18 | X | | X | X | X | | | | | X |
| LA Fitness (West Dundee) | 17 | | X | | | | X | | X | | X |
| Centegra Health Bridge Fitness Center (Huntley) | 18 | X | X | | X | X | X | | | X | |
| Rakow Center | 19 | | X | X | | | X | | | X | |
| LA Fitness (Lake Zurich) | 21 | | X | | | | X | | X | | X |
| Merkel Aquatic Center | 18 | | X | X | X | X | | X | | X | |
| Foglia YMCA | 25 | | X | X | | | X | X | X | X | |
| Buehler YMCA | 22 | | X | X | | | X | X | X | X | |
| Hawthorn Woods Aquatic Center | 24 | X | X | X | X | X | | X | | X | X |
| Stingray Bay Family Aquatic Center | 23 | X | | X | X | X | | | | X | X |
| Lords Park Family Aquatic Center | 27 | X | | | X | X | | | | | |
| Wing Park Family Aquatic Center | 26 | X | | | X | X | | | | | |
| Adventure Island/Lap Pool | 26 | X | X | X | X | | X | X | | | |
| Prairie Stone Sports & Wellness Center | 24 | | X | | X | | X | | X | | |
| The Centre of Elgin | 26 | | X | X | X | | X | X | | | |
| Midtown Athletic Club | 27 | | | | | X | X | X | | X | |
| Community & Fitness Center (Palatine) | 30 | | | | | X | X | X | | X | |
| Palatine Family Aquatic Center | 28 | | X | X | X | X | X | | | | |
| Taylor Family Branch YMCA (Elgin) | 28 | | X | X | | | X | X | X | X | |
| Woodstock Water Works | 28 | | X | | X | | X | | | | |
| Seascape Family Aquatic Center | 28 | X | | X | X | X | | X | | | |
| Park View Health & Fitness Center (Mundelein Community Center) | 33 | | X | X | | | X | X | X | X | |

Instructional Swim Rates

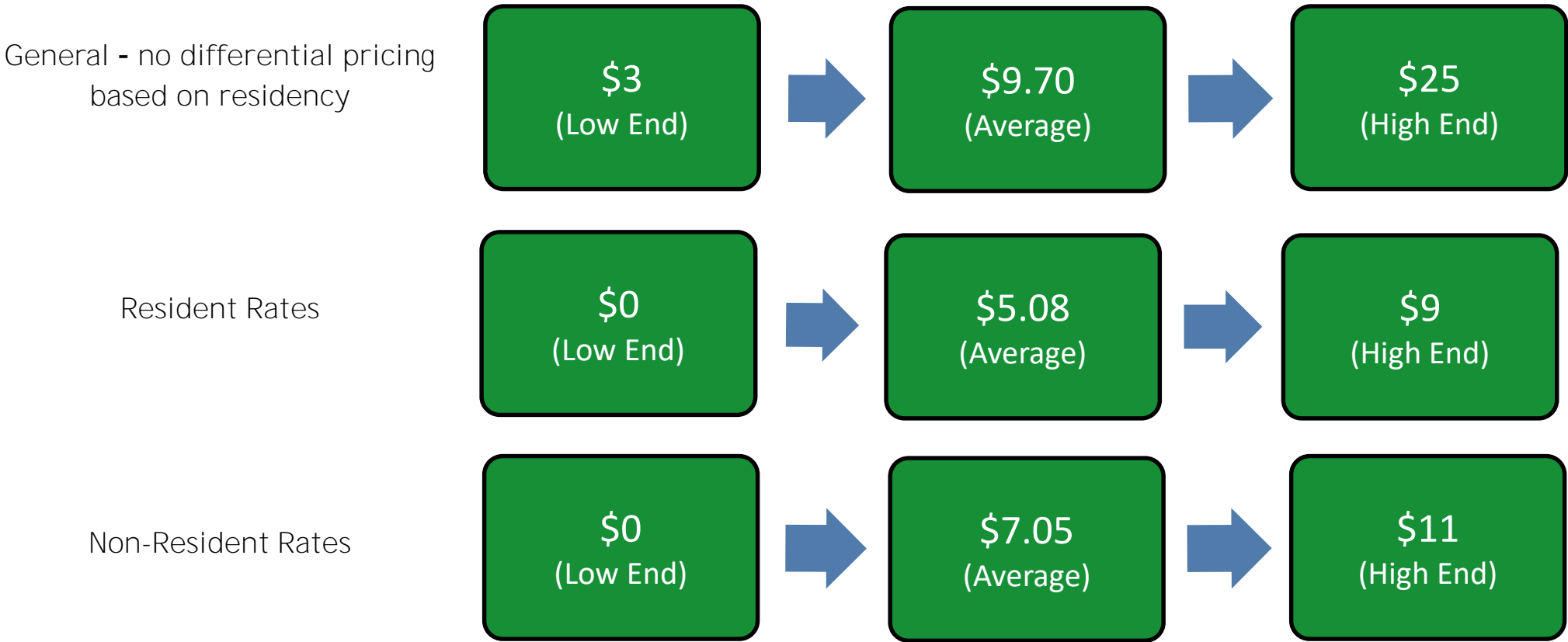
➤ Hourly rates for instructional swimming programs:



➤ CPD 2019 Rates are tbd

Open Swim Rates

➤ Hourly rates for open swimming programs:



➤ CPD 2019 Rates are tbd

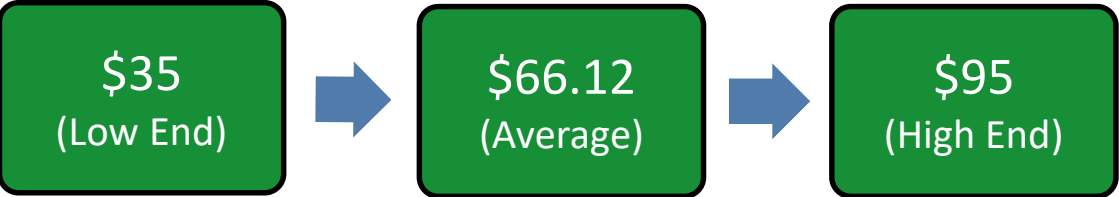
Aquatic Season Pass Rates

➤ Individual Rates for Season Pool Pass:

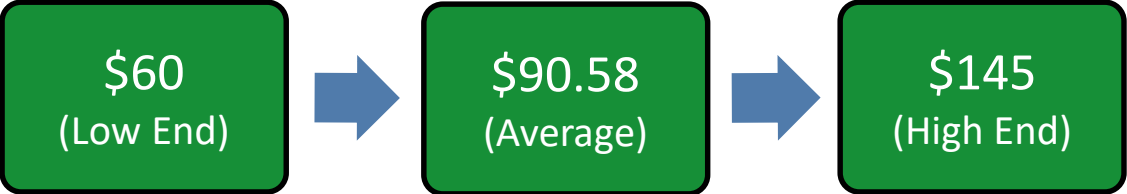
General - no differential pricing based on residency



Resident Rates



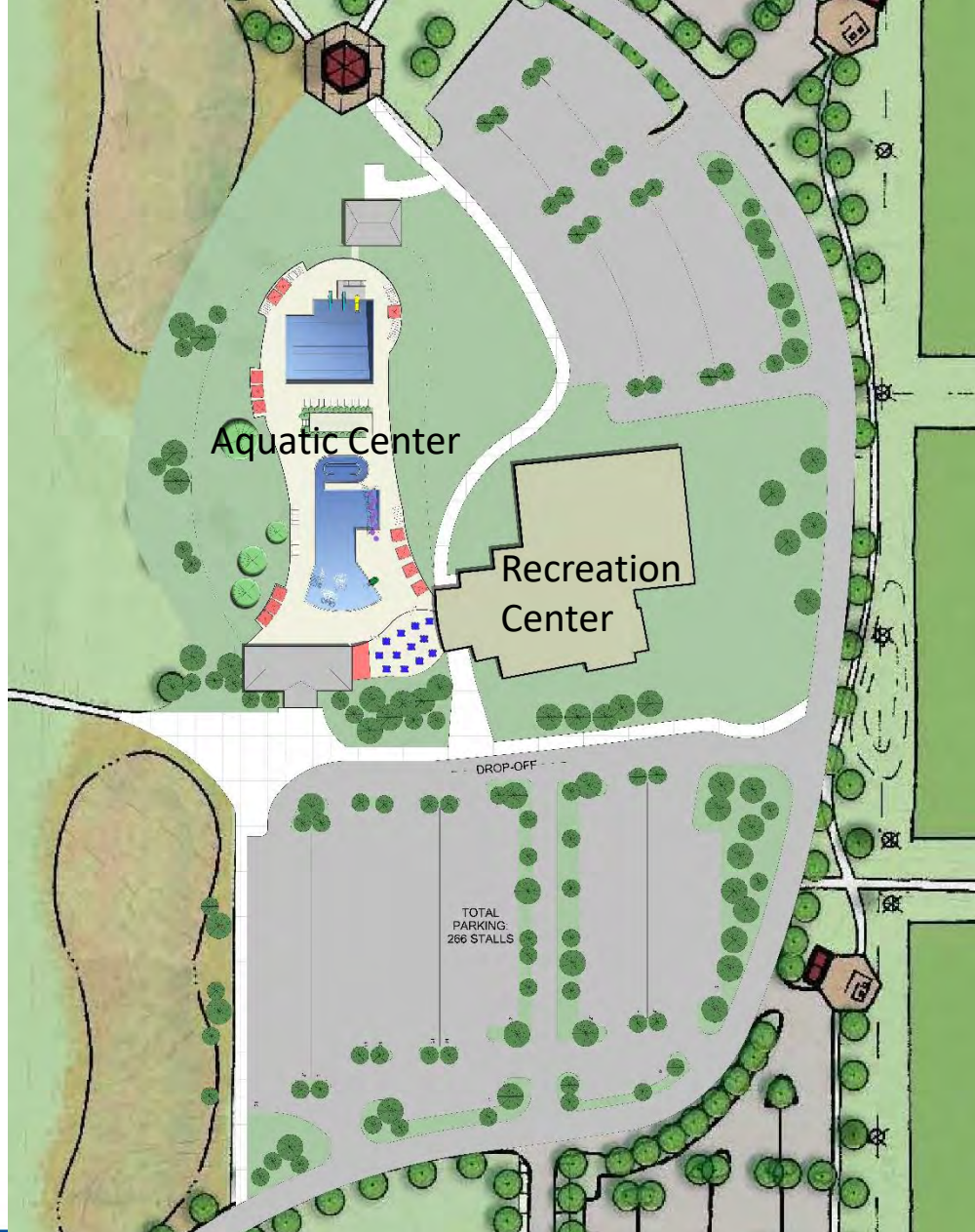
Non-Resident Rates



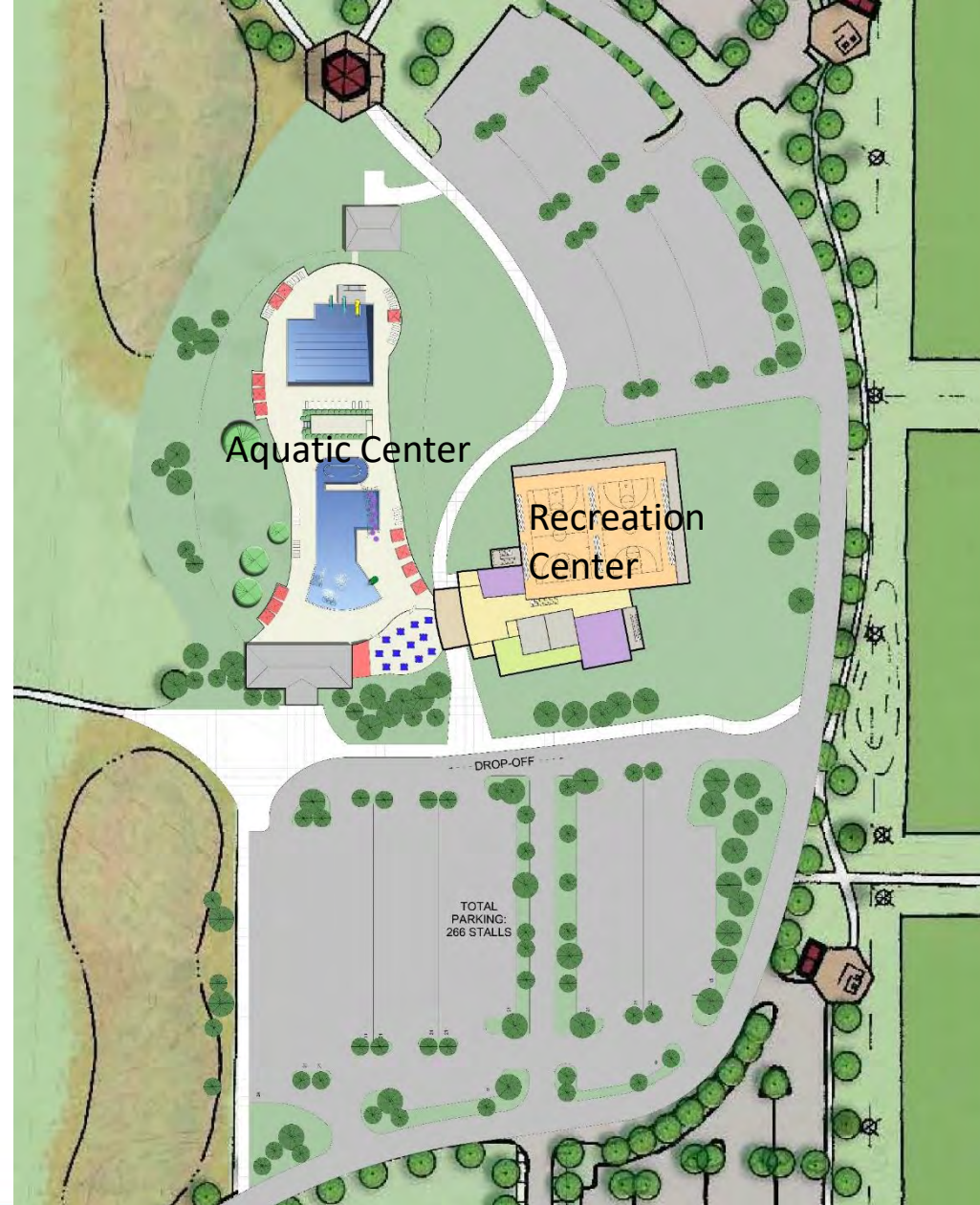
| CPD Membership Fees/ Passes |
|---|
| <u>Season Passes 2019:</u> Student: R \$38-\$42 / NR \$63 Adult: R \$45-\$50 / NR \$75 Senior: R \$38-\$42 / NR \$63 Family of 2: R \$60-\$66 / NR \$99 Family of 3: R \$81-\$89 / NR \$134 Family of 4: R \$102-\$112 / NR \$169 Family of 5: R \$123-\$135 / NR \$204 Senior Family of 2: R \$54-\$60 / NR \$90 |

CARY GROVE PARK OPTIONS

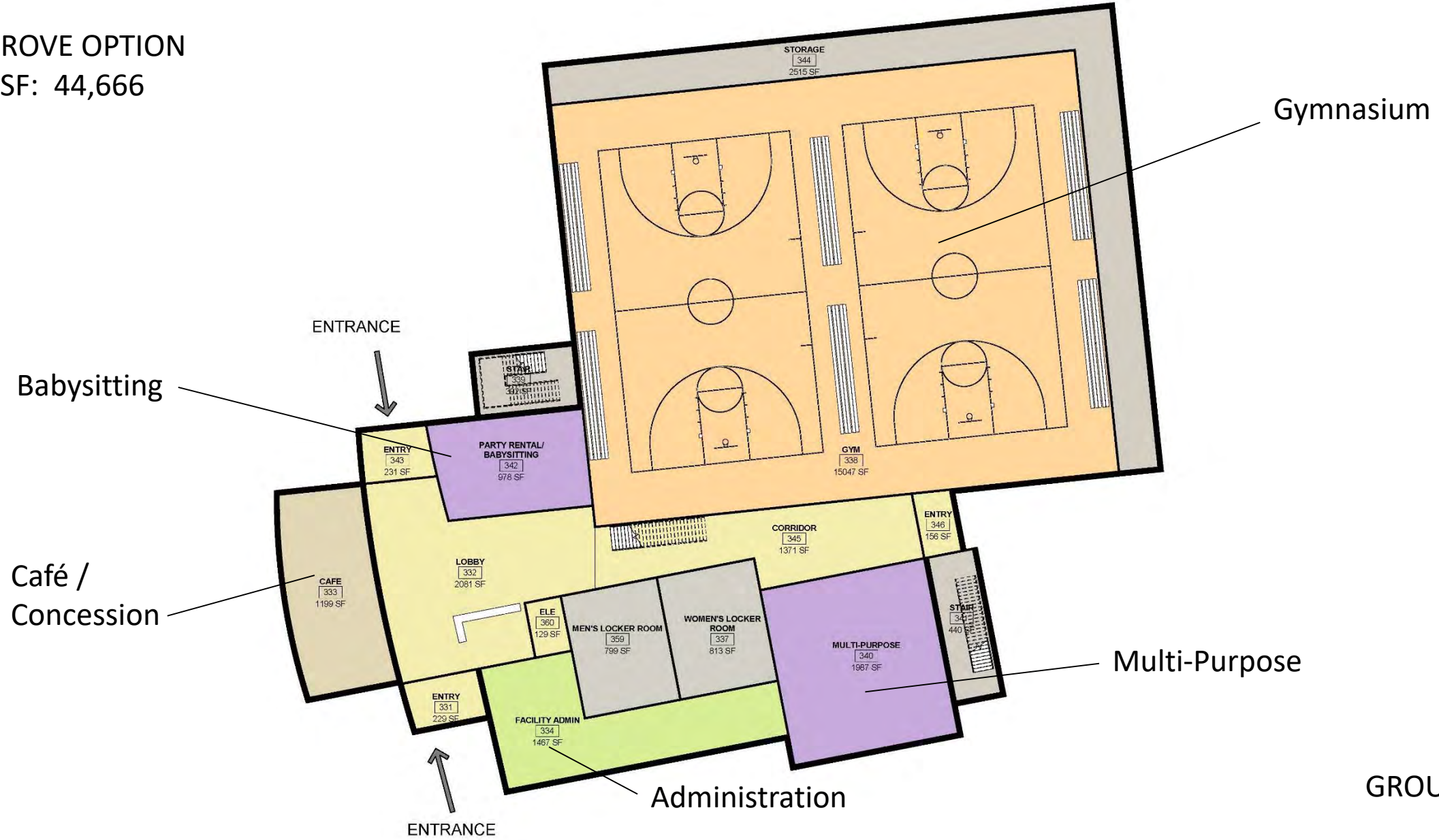
| | | | | |
|--|--|--|--|--|
| | | | | |
| | | | | |



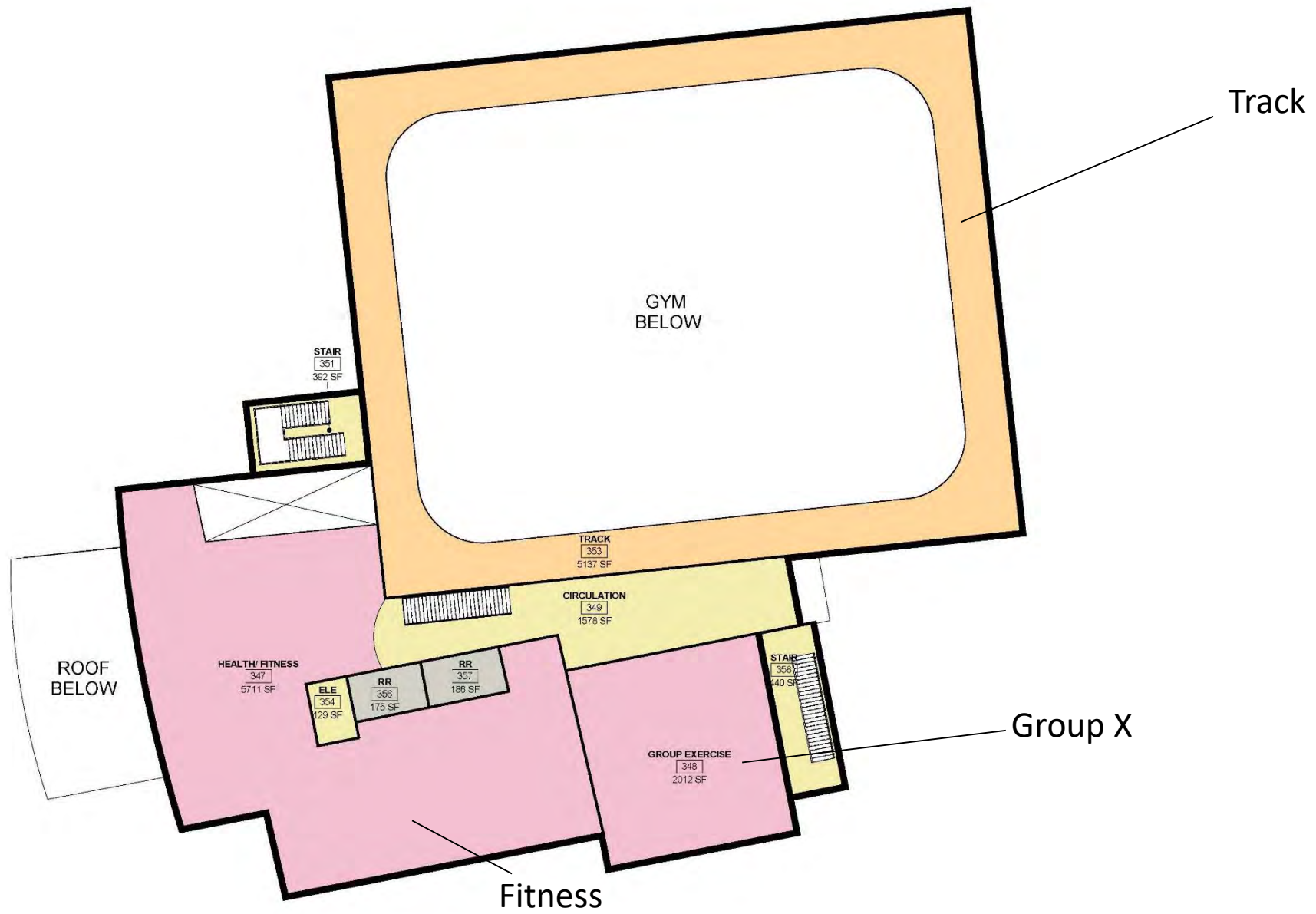




CARY GROVE OPTION
GROSS SF: 44,666



GROUND FLOOR
28,906 SF



UPPER FLOOR
15,760 SF

EXISTING COMMUNITY CENTER OPTIONS







THANK YOU



Lazy River

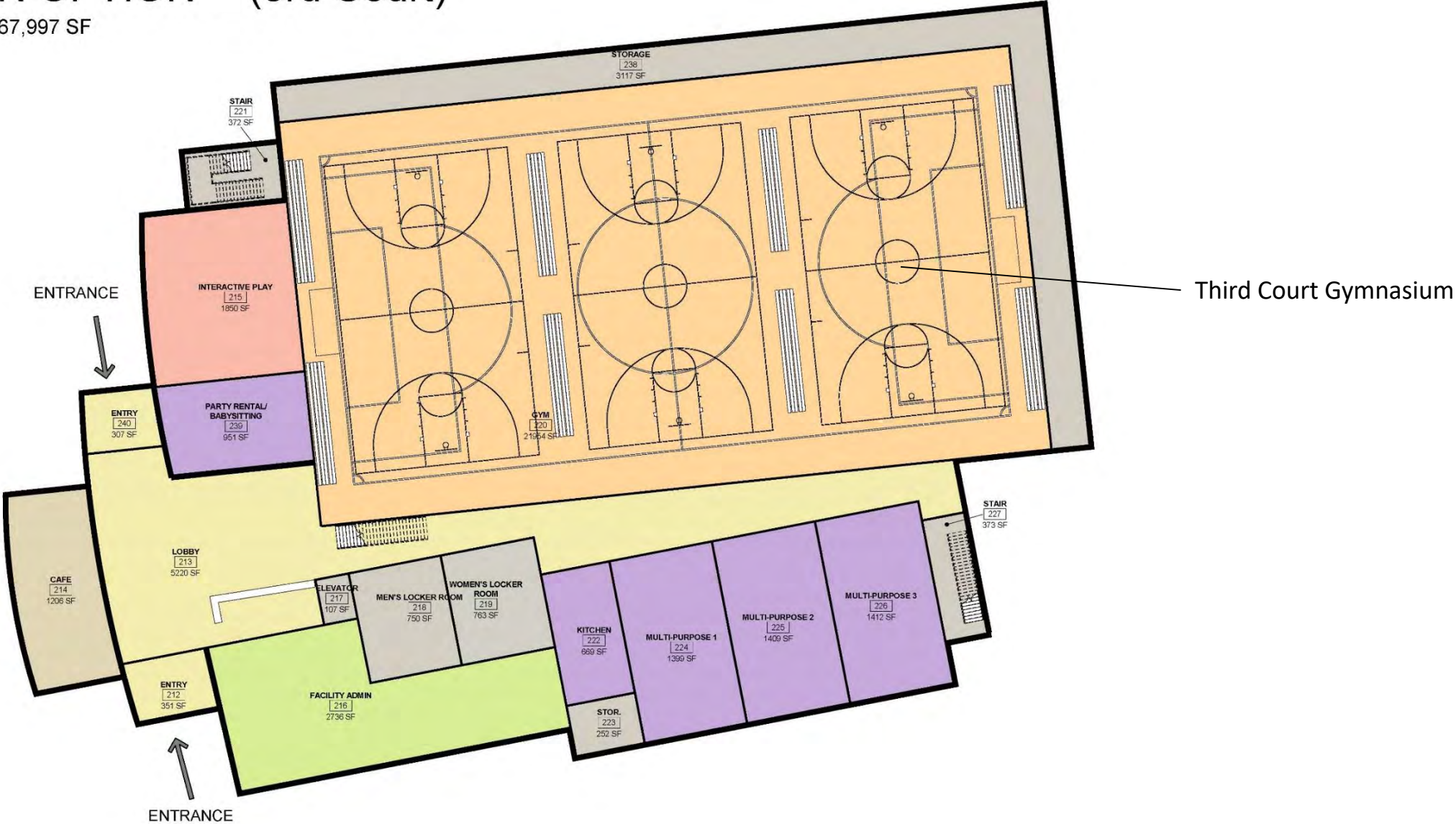
Slide

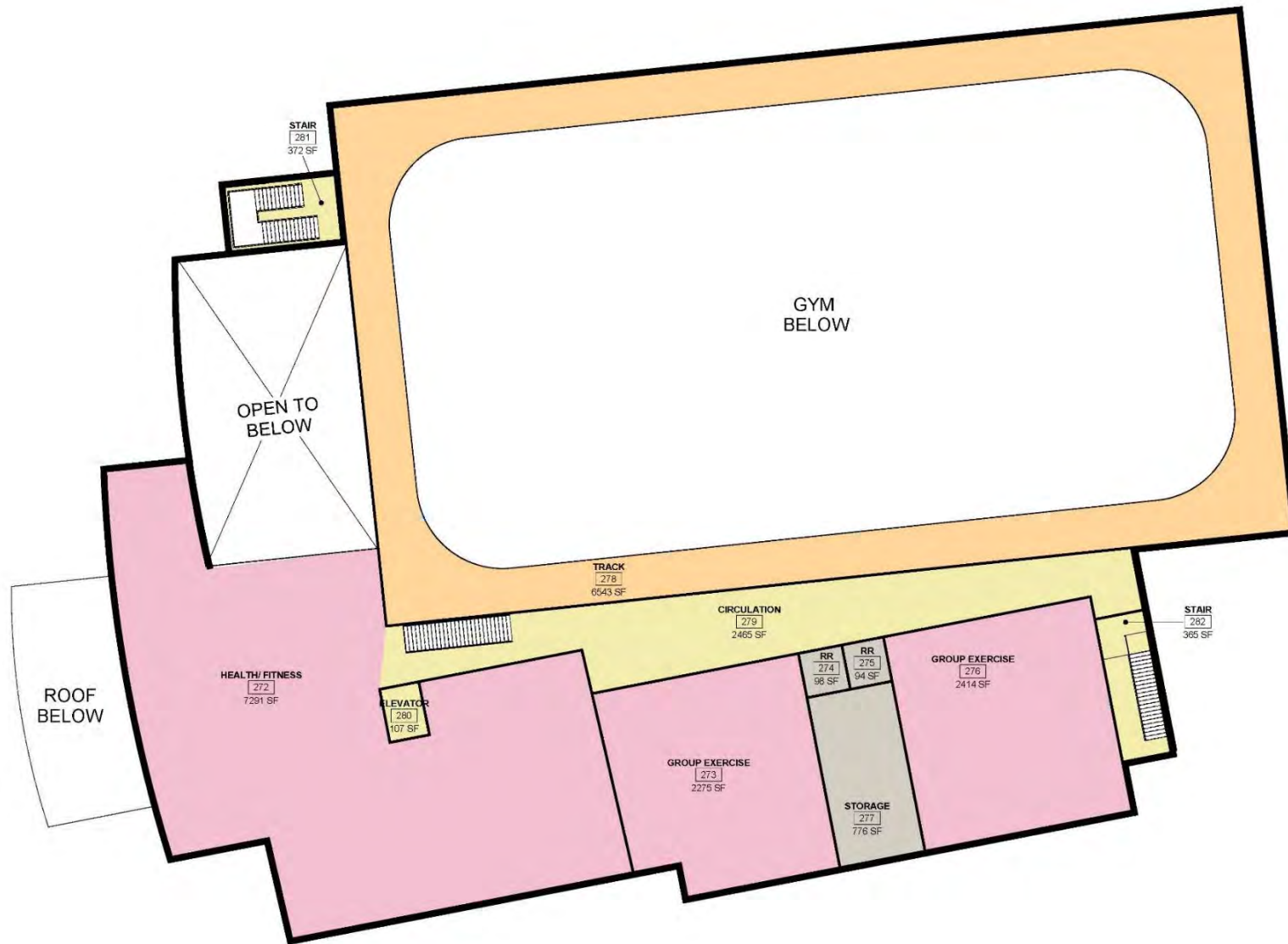
Spray Play Area



DESIGN OPTION (3rd Court)

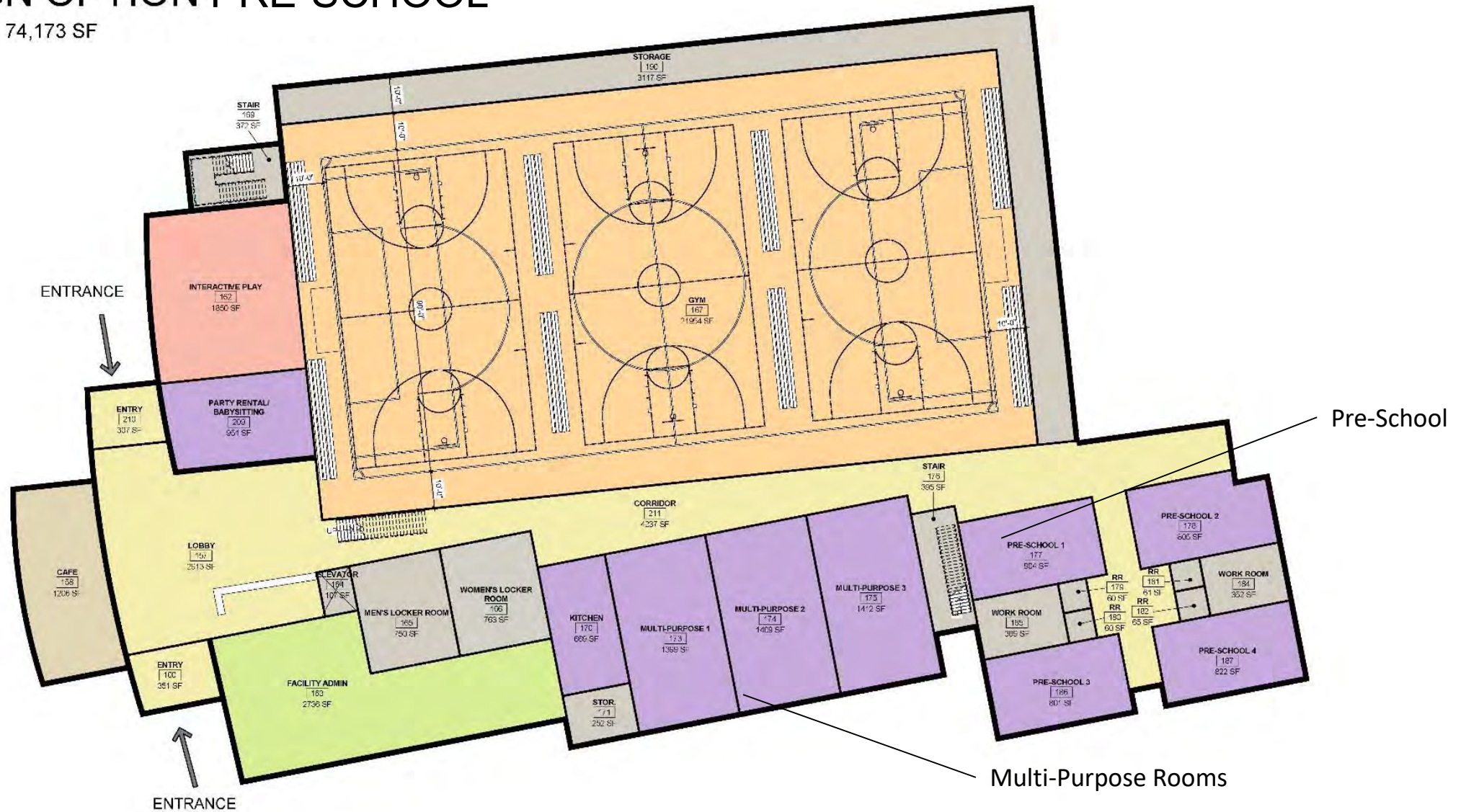
GROSS SF: 67,997 SF

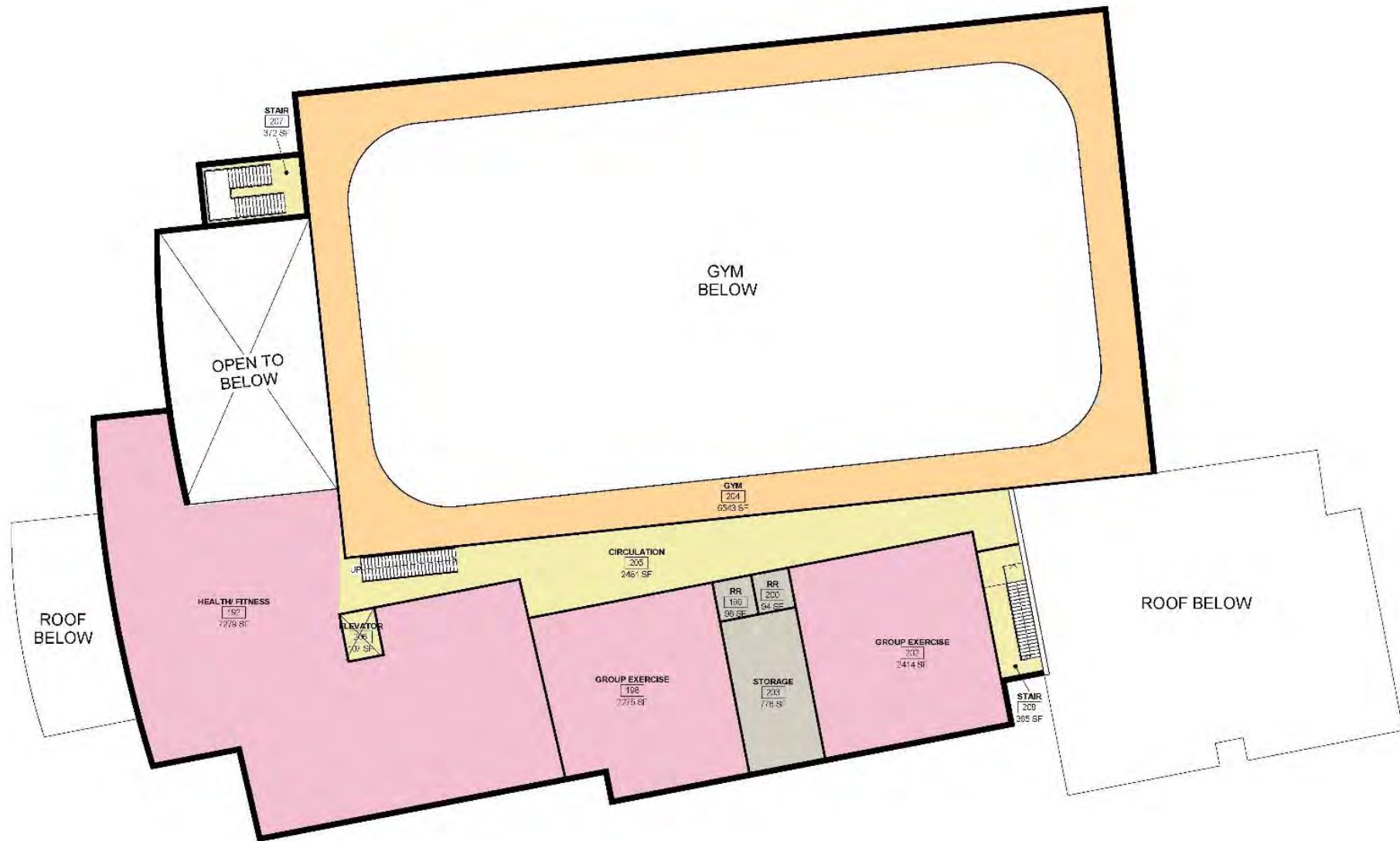




DESIGN OPTION PRE-SCHOOL

GROSS SF: 74,173 SF





Five Year Pro Forma – Community Center Option A

| Pro Forma Revenues & Expenditures | | | | | | |
|---|--------------|------------------|------------------|------------------|------------------|------------------|
| Cary Park District - Option A Community Center | | | | | | |
| BASELINE: REVENUES AND EXPENDITURES | | | | | | |
| Revenues | FY 19 Budget | 1st Year | 2nd Year | 3rd Year | 4th Year | 5th Year |
| Personal Training | \$11,204 | \$11,652 | \$12,002 | \$12,362 | \$12,733 | \$13,115 |
| Center Passes | \$69,943 | \$85,000 | \$87,550 | \$90,177 | \$92,882 | \$95,668 |
| Community Center Daily Fees - Resident | \$900 | \$5,000 | \$5,150 | \$5,305 | \$5,464 | \$5,628 |
| Community Center Daily Fees - Non-Resident | \$136 | \$1,250 | \$1,288 | \$1,326 | \$1,366 | \$1,407 |
| Community Center Room Rentals | \$7,700 | \$8,008 | \$8,248 | \$8,496 | \$8,751 | \$9,013 |
| Community Center Locker Rentals | \$396 | \$412 | \$424 | \$437 | \$450 | \$464 |
| Gymnasium Programs and Rentals | \$0 | \$119,400 | \$126,671 | \$130,472 | \$134,386 | \$138,417 |
| Total | \$90,279 | \$230,722 | \$241,333 | \$248,573 | \$256,030 | \$263,711 |
| Expenditures | FY 19 Budget | 1st Year | 2nd Year | 3rd year | 4th year | 5th year |
| Personnel - Administration (Front Desk and Registration Mgr.) | \$42,365 | \$75,000 | \$77,250 | \$79,568 | \$81,955 | \$84,413 |
| Personnel - Facility Maintenance and Custodial | \$30,462 | \$75,000 | \$77,250 | \$79,568 | \$81,955 | \$84,413 |
| Personnel - Fitness | \$9,680 | \$9,970 | \$10,270 | \$10,578 | \$10,895 | \$11,222 |
| Building Maintenance and Equipment | \$15,500 | \$25,000 | \$25,750 | \$26,523 | \$27,318 | \$28,138 |
| Utilities (Heating and A/C) | \$3,000 | \$10,000 | \$10,300 | \$10,609 | \$10,927 | \$11,255 |
| Marketing and Public Relations | \$800 | \$2,500 | \$2,575 | \$2,652 | \$2,732 | \$2,814 |
| Program Supplies | \$600 | \$618 | \$637 | \$656 | \$675 | \$696 |
| Administration (uniforms; operating supplies, licenses and permits) | \$2,897 | \$2,984 | \$3,073 | \$3,166 | \$3,261 | \$3,358 |
| Fitness Equipment | \$16,000 | \$16,480 | \$16,974 | \$17,484 | \$18,008 | \$18,548 |
| Gymnasium Personnel | \$0 | \$85,000 | \$87,550 | \$90,177 | \$92,882 | \$95,668 |
| Gymnasium Program Supplies | \$0 | \$11,500 | \$11,845 | \$12,200 | \$12,566 | \$12,943 |
| Total | \$121,304 | \$314,052 | \$323,474 | \$333,178 | \$343,173 | \$353,469 |
| Total Cost Recovery | 74% | 73% | 75% | 75% | 75% | 75% |

Five Year Pro Forma – Pool Option A

Pro Forma Revenues & Expenditures

Cary Park District - Option A Pool

BASELINE: REVENUES AND EXPENDITURES

| Revenues | FY 19 Budget | 1st Year | 2nd Year | 3rd Year | 4th Year | 5th Year |
|---|--------------|-----------|-----------|-----------|-----------|-----------|
| Pool Passes | \$46,070 | \$50,000 | \$51,500 | \$53,045 | \$54,636 | \$56,275 |
| Pool Daily Fees - Resident | \$15,669 | \$20,000 | \$20,600 | \$21,218 | \$21,855 | \$22,510 |
| Pool Daily Fees - Non-Resident | \$2,600 | \$3,500 | \$3,605 | \$3,713 | \$3,825 | \$3,939 |
| Swim/Dive Lessons | \$28,652 | \$30,000 | \$30,900 | \$31,827 | \$32,782 | \$33,765 |
| Pool Facility Rentals | \$3,416 | \$4,000 | \$4,120 | \$4,244 | \$4,371 | \$4,502 |
| Total | \$96,407 | \$107,500 | \$110,725 | \$114,047 | \$117,468 | \$120,992 |
| Expenditures | FY 19 Budget | 1st Year | 2nd Year | 3rd year | 4th year | 5th year |
| Personnel - Pool | \$68,750 | \$72,000 | \$74,160 | \$76,385 | \$78,676 | \$81,037 |
| Personnel - Swim Team | -\$1,149 | -\$1,150 | -\$1,185 | -\$1,220 | -\$1,257 | -\$1,294 |
| Contracted Services | \$3,885 | \$4,002 | \$4,122 | \$4,245 | \$4,373 | \$4,504 |
| Pool Maintenance and Equipment | \$20,870 | \$25,000 | \$25,750 | \$26,523 | \$27,318 | \$28,138 |
| Utilities (Water Sewer) | \$6,500 | \$10,000 | \$10,300 | \$10,609 | \$10,927 | \$11,255 |
| Program Supplies | \$950 | \$1,000 | \$1,030 | \$1,061 | \$1,093 | \$1,126 |
| Administration (uniforms; training; operating supplies) | \$5,361 | \$6,000 | \$6,180 | \$6,365 | \$6,556 | \$6,753 |
| Total | \$105,167 | \$116,852 | \$120,357 | \$123,968 | \$127,687 | \$131,517 |
| Total Cost Recovery | 92% | 92% | 92% | 92% | 92% | 92% |

Five Year Pro Forma – Community Center Option B

| Pro Forma Revenues & Expenditures | | | | | | |
|--|--------------|------------------|------------------|------------------|------------------|------------------|
| Cary Park District - Option B Community Center | | | | | | |
| BASELINE: REVENUES AND EXPENDITURES | | | | | | |
| Revenues | FY 19 Budget | 1st Year | 2nd Year | 3rd Year | 4th Year | 5th Year |
| Personal Training | \$11,204 | \$11,652 | \$12,002 | \$12,362 | \$12,733 | \$13,115 |
| Community Center Passess | \$69,943 | \$85,000 | \$87,550 | \$90,177 | \$92,882 | \$95,668 |
| Community Center Daily Fees - Resident | \$900 | \$5,000 | \$5,150 | \$5,305 | \$5,464 | \$5,628 |
| Community Center Daily Fees - Non-Resident | \$136 | \$1,250 | \$1,288 | \$1,326 | \$1,366 | \$1,407 |
| Community Center Room Rentals | \$7,700 | \$8,008 | \$8,248 | \$8,496 | \$8,751 | \$9,013 |
| Community Center Locker Rentals | \$396 | \$412 | \$424 | \$437 | \$450 | \$464 |
| Gymnasium Programs and Rentals | \$0 | \$119,400 | \$126,671 | \$130,472 | \$134,386 | \$138,417 |
| Pre-School Fees | \$0 | \$353,200 | \$363,796 | \$374,710 | \$385,951 | \$397,530 |
| Total | \$90,279 | \$583,922 | \$605,129 | \$623,283 | \$641,981 | \$661,241 |
| Expenditures | FY 19 Budget | 1st Year | 2nd Year | 3rd year | 4th year | 5th year |
| Personnel - Administration (Front Desk and Registration Mgr.) | \$42,365 | \$85,000 | \$87,550 | \$90,177 | \$92,882 | \$95,668 |
| Personnel - Facility Maintenance and Custodial | \$30,462 | \$85,000 | \$87,550 | \$90,177 | \$92,882 | \$95,668 |
| Personnel - Fitness | \$9,680 | \$9,970 | \$10,270 | \$10,578 | \$10,895 | \$11,222 |
| Building Maintenance and Equipment | \$15,500 | \$30,000 | \$30,900 | \$31,827 | \$32,782 | \$33,765 |
| Utilities (Heating and A/C) | \$3,000 | \$15,000 | \$15,450 | \$15,914 | \$16,391 | \$16,883 |
| Marketing and Public Relations | \$800 | \$824 | \$849 | \$874 | \$900 | \$927 |
| Program Supplies | \$600 | \$618 | \$637 | \$656 | \$675 | \$696 |
| Administration (uniforms; operating supplies, licenses and permits)) | \$2,897 | \$2,984 | \$3,073 | \$3,166 | \$3,261 | \$3,358 |
| Fitness Equipment | \$16,000 | \$16,480 | \$16,974 | \$17,484 | \$18,008 | \$18,548 |
| Gymnasium Personnel | \$0 | \$85,000 | \$87,550 | \$90,177 | \$92,882 | \$95,668 |
| Gymnasium Program Supplies | \$0 | \$11,500 | \$11,845 | \$12,200 | \$12,566 | \$12,943 |
| Pre-School Personnel | \$0 | \$200,000 | \$206,000 | \$212,180 | \$218,545 | \$225,102 |
| Pre-School Supplies | \$0 | \$85,000 | \$87,550 | \$90,177 | \$92,882 | \$95,668 |
| Total | \$121,304 | \$627,376 | \$646,198 | \$665,584 | \$685,551 | \$706,118 |
| Total Cost Recovery | 74% | 93% | 94% | 94% | 94% | 94% |

Five Year Pro Forma – Pool Option B

Pro Forma Revenues & Expenditures

Cary Park District - Option B Pool

BASELINE: REVENUES AND EXPENDITURES

| Revenues | FY 19 Budget | 1st Year | 2nd Year | 3rd Year | 4th Year | 5th Year |
|---|--------------|-----------|-----------|-----------|-----------|-----------|
| Pool Passes | \$46,070 | \$50,000 | \$51,500 | \$53,045 | \$54,636 | \$56,275 |
| Pool Daily Fees - Resident | \$15,669 | \$20,000 | \$20,600 | \$21,218 | \$21,855 | \$22,510 |
| Pool Daily Fees - Non-Resident | \$2,600 | \$3,500 | \$3,605 | \$3,713 | \$3,825 | \$3,939 |
| Swim/Dive Lessons | \$28,652 | \$30,000 | \$30,900 | \$31,827 | \$32,782 | \$33,765 |
| Pool Facility Rentals | \$3,416 | \$4,000 | \$4,120 | \$4,244 | \$4,371 | \$4,502 |
| Total | \$96,407 | \$107,500 | \$110,725 | \$114,047 | \$117,468 | \$120,992 |
| Expenditures | FY 19 Budget | 1st Year | 2nd Year | 3rd year | 4th year | 5th year |
| Personnel - Pool | \$68,750 | \$72,000 | \$74,160 | \$76,385 | \$78,676 | \$81,037 |
| Personnel - Swim Team | -\$1,149 | -\$1,150 | -\$1,185 | -\$1,220 | -\$1,257 | -\$1,294 |
| Contracted Services | \$3,885 | \$4,002 | \$4,122 | \$4,245 | \$4,373 | \$4,504 |
| Pool Maintenance and Equipment | \$20,870 | \$25,000 | \$25,750 | \$26,523 | \$27,318 | \$28,138 |
| Utilities (Water Sewer) | \$6,500 | \$10,000 | \$10,300 | \$10,609 | \$10,927 | \$11,255 |
| Program Supplies | \$950 | \$1,000 | \$1,030 | \$1,061 | \$1,093 | \$1,126 |
| Administration (uniforms; training; operating supplies) | \$5,361 | \$6,000 | \$6,180 | \$6,365 | \$6,556 | \$6,753 |
| Total | \$105,167 | \$116,852 | \$120,357 | \$123,968 | \$127,687 | \$131,517 |
| Total Cost Recovery | 92% | 92% | 92% | 92% | 92% | 92% |

Five Year Pro Forma- Pool and Community Center Option C

| Pro Forma Revenues & Expenditures | | | | | |
|-------------------------------------|------------------|------------------|------------------|------------------|------------------|
| Cary Park District - Option C | | | | | |
| BASELINE: REVENUES AND EXPENDITURES | | | | | |
| Revenues | 1st Year | 2nd Year | 3rd Year | 4th Year | 5th Year |
| Passes | \$475,000 | \$489,250 | \$503,928 | \$519,045 | \$534,617 |
| Administration | \$0 | \$0 | \$0 | \$0 | \$0 |
| Building Maintenance | \$0 | \$0 | \$0 | \$0 | \$0 |
| Custodial | \$0 | \$0 | \$0 | \$0 | \$0 |
| Outdoor Pool | \$225,000 | \$231,750 | \$238,703 | \$245,864 | \$253,239 |
| Fitness | \$245,000 | \$252,350 | \$259,921 | \$267,718 | \$275,750 |
| Gymnasium | \$119,400 | \$122,982 | \$126,671 | \$130,472 | \$134,386 |
| Parties | \$15,000 | \$15,450 | \$15,914 | \$16,391 | \$16,883 |
| Rentals | \$100,000 | \$103,000 | \$106,090 | \$109,273 | \$112,551 |
| Child Care | \$22,300 | \$22,969 | \$23,658 | \$24,368 | \$25,099 |
| Pre-School | \$353,200 | \$363,796 | \$374,710 | \$385,951 | \$397,530 |
| Concessions | \$15,000 | \$15,450 | \$15,914 | \$16,391 | \$16,883 |
| Total | \$1,569,900 | \$1,616,997 | \$1,665,507 | \$1,715,472 | \$1,766,936 |
| Expenditures | 1st Year | 2nd Year | 3rd Year | 4th Year | 5th Year |
| Passes | \$0 | \$0 | \$0 | \$0 | \$0 |
| Administration | \$411,136 | \$419,906 | \$429,022 | \$438,498 | \$448,349 |
| Building Maintenance | \$157,405 | \$158,697 | \$160,034 | \$161,419 | \$162,852 |
| Custodial | \$134,091 | \$135,206 | \$136,356 | \$137,543 | \$138,768 |
| Outdoor Pool | \$313,694 | \$317,959 | \$322,384 | \$326,976 | \$331,740 |
| Fitness | \$299,686 | \$306,468 | \$313,520 | \$320,852 | \$328,476 |
| Gymnasium | \$97,678 | \$98,108 | \$98,554 | \$99,017 | \$99,498 |
| Parties | \$17,325 | \$17,345 | \$17,365 | \$17,387 | \$17,410 |
| Rentals | \$17,893 | \$18,343 | \$18,809 | \$19,293 | \$19,794 |
| Child Care | \$22,570 | \$22,600 | \$22,631 | \$22,663 | \$22,696 |
| Pre-School | \$285,000 | \$293,550 | \$302,357 | \$311,427 | \$320,770 |
| Concessions | \$38,250 | \$39,780 | \$41,371 | \$43,026 | \$44,747 |
| Total | \$1,794,726 | \$1,827,960 | \$1,862,403 | \$1,898,101 | \$1,935,099 |
| Total Cost Recovery | 87% | 88% | 89% | 90% | 91% |

CARY PARK DISTRICT

Recreation & Aquatic Feasibility Study BOARD PRESENTATION

17 January 2019

Presented by:



171



CARY PARK DISTRICT

AGENDA

Purpose of Tonight's Meeting

Study Tasks

Project Timeline

Conceptual Plan Updates and Capital Costs

Operational Pro-Formas

Next Steps

Purpose of Tonight's Meeting

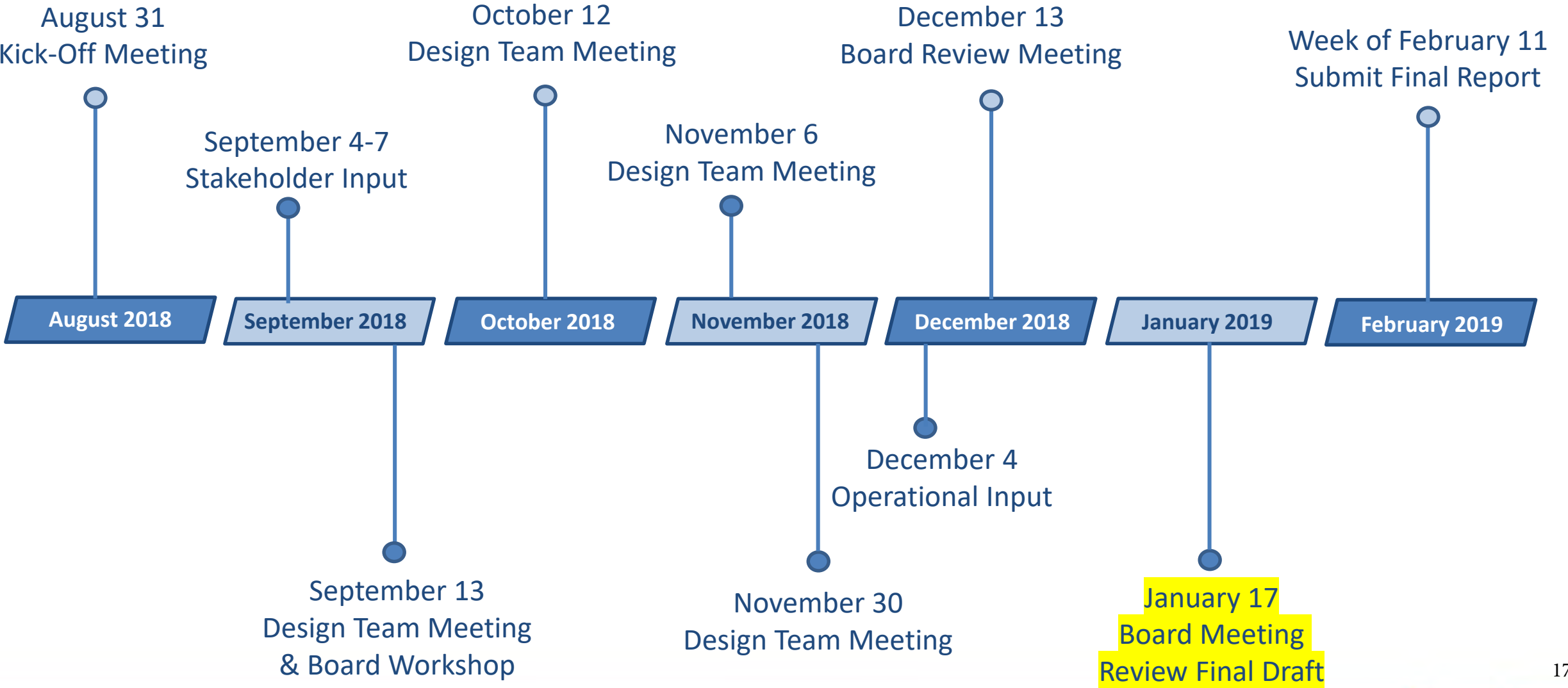
- Update concepts
- Present capital cost and pro-forma
- Receive final input

[illegible]

- ✓ Gather / Review Background Information
- ✓ Stakeholder Input
- ✓ Market / Competitor Analysis
- ✓ Facilities Program / Amenity Development
- ✓ Develop Facilities Space Program / Amenities
- ✓ Analysis of Existing Facilities
- ✓ Conceptual Planning
- Capital Cost Development
- Operational Plan and Pro Forma

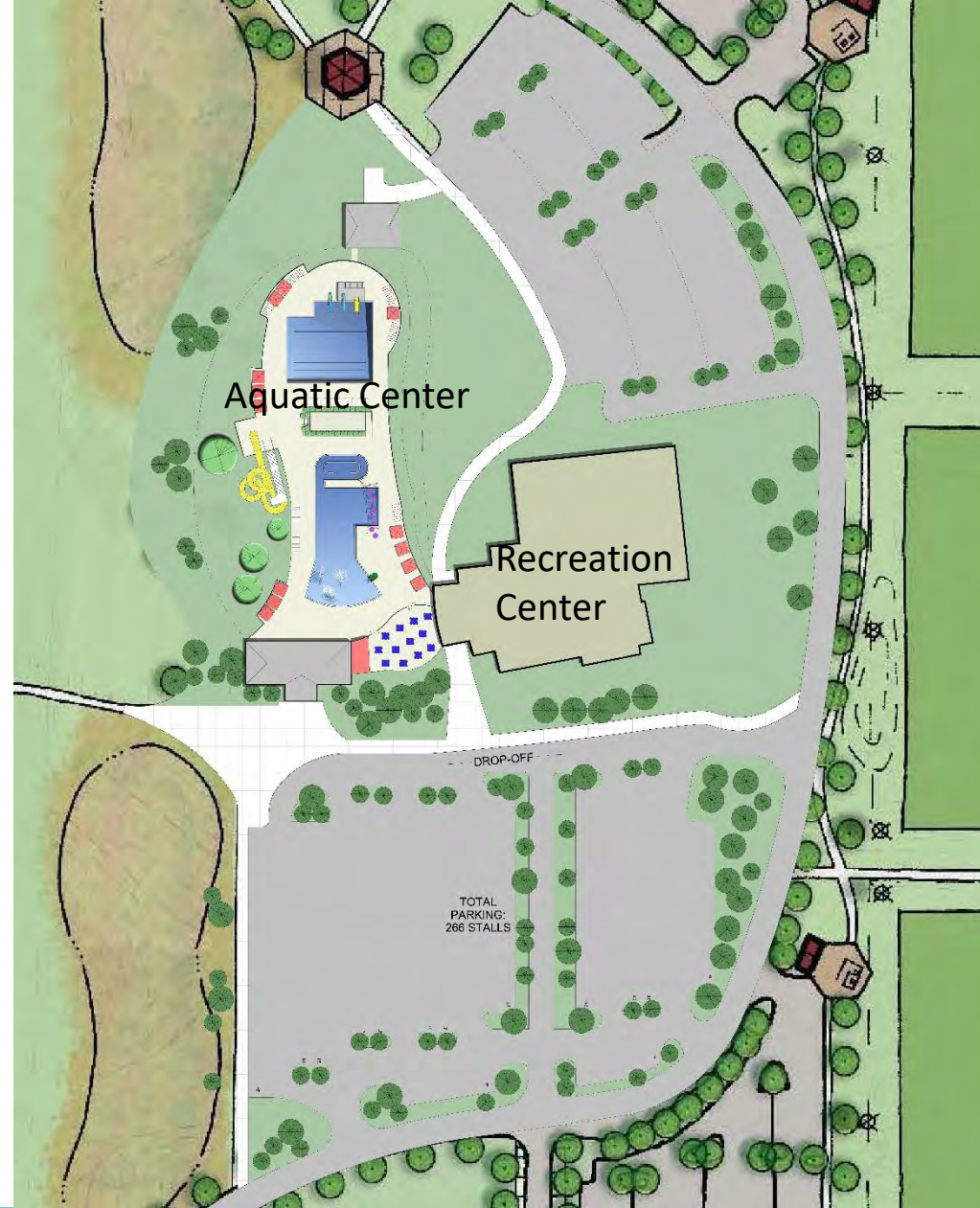
✓ = Completed

Project Timeline



AQUATIC CENTER OPTION

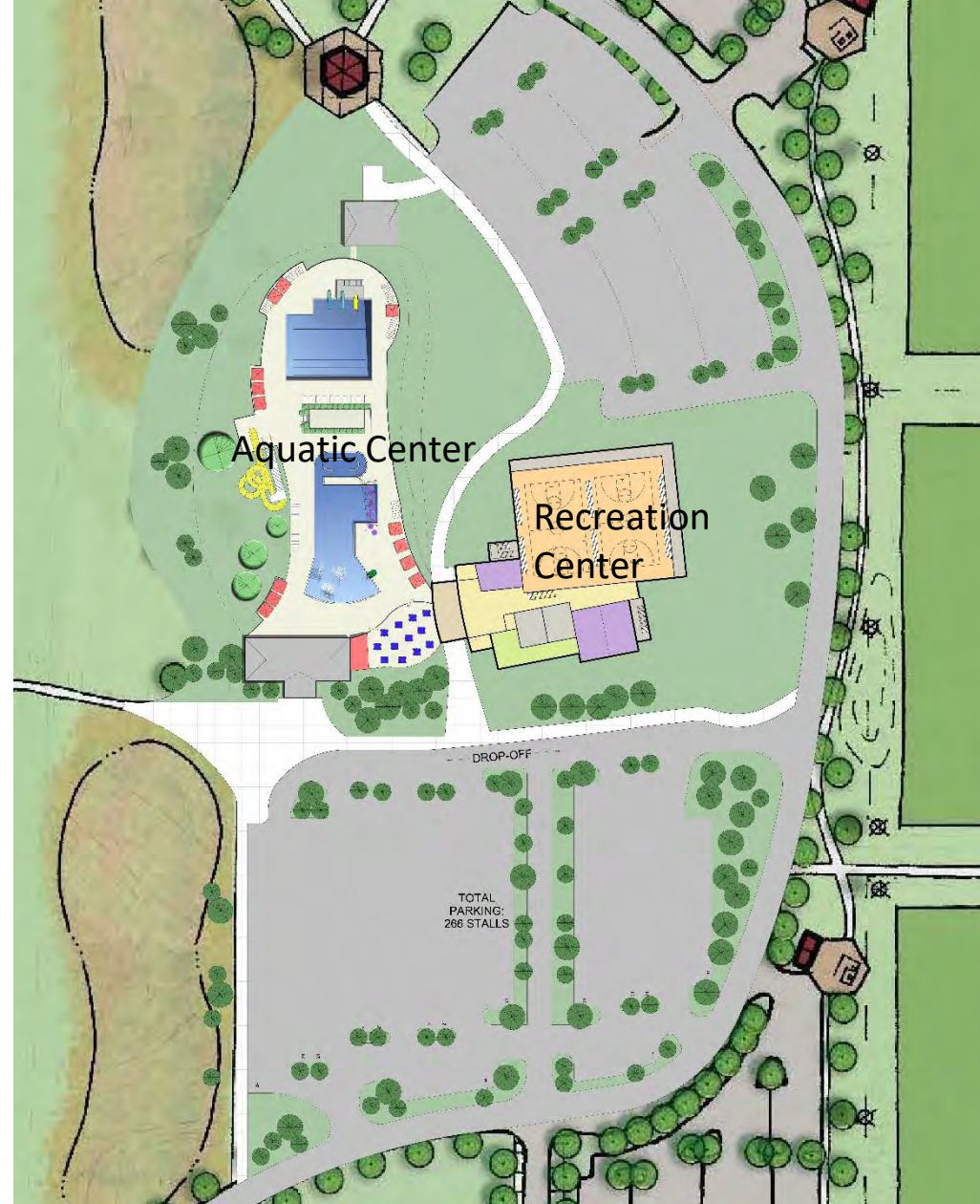




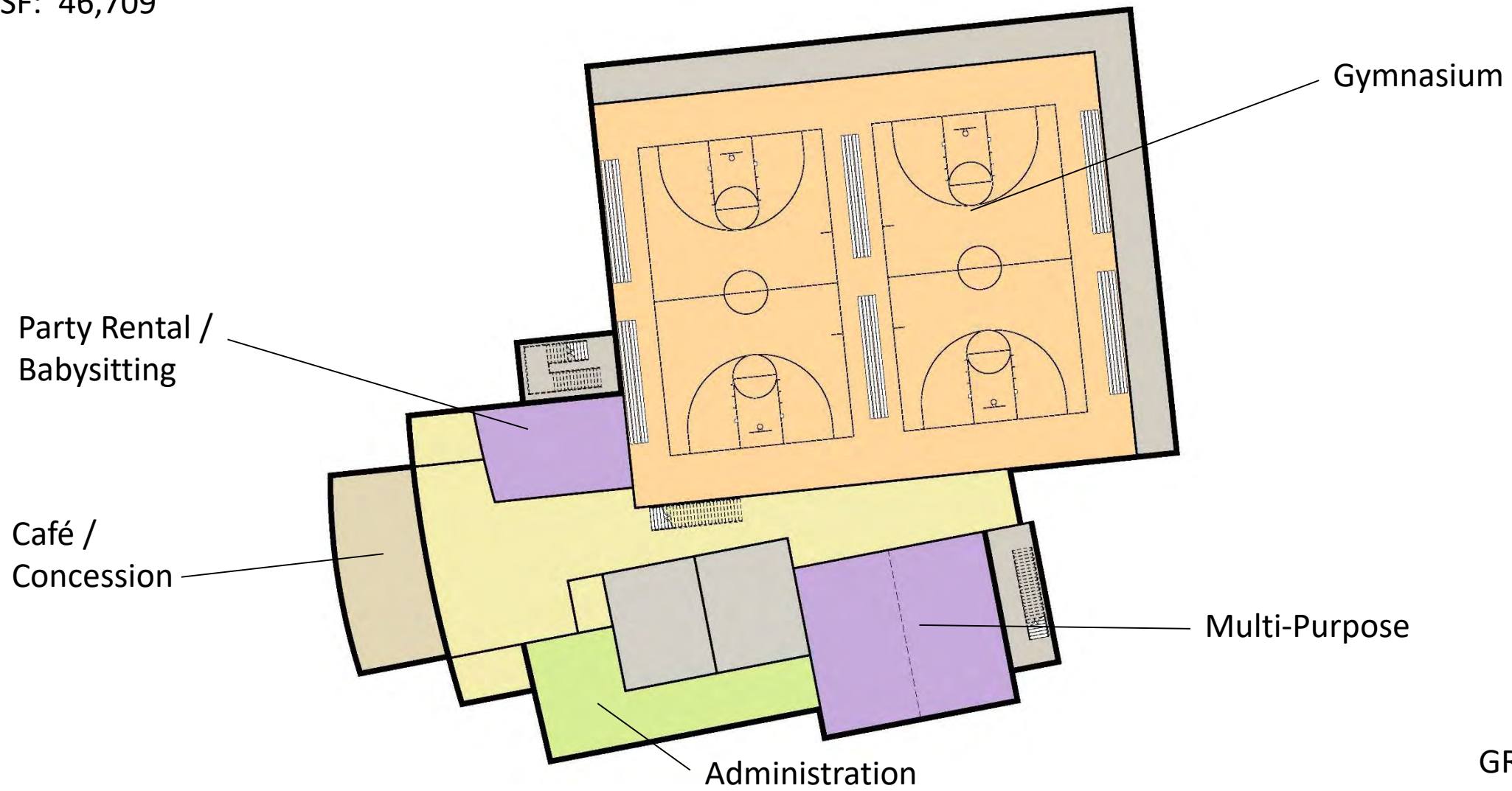


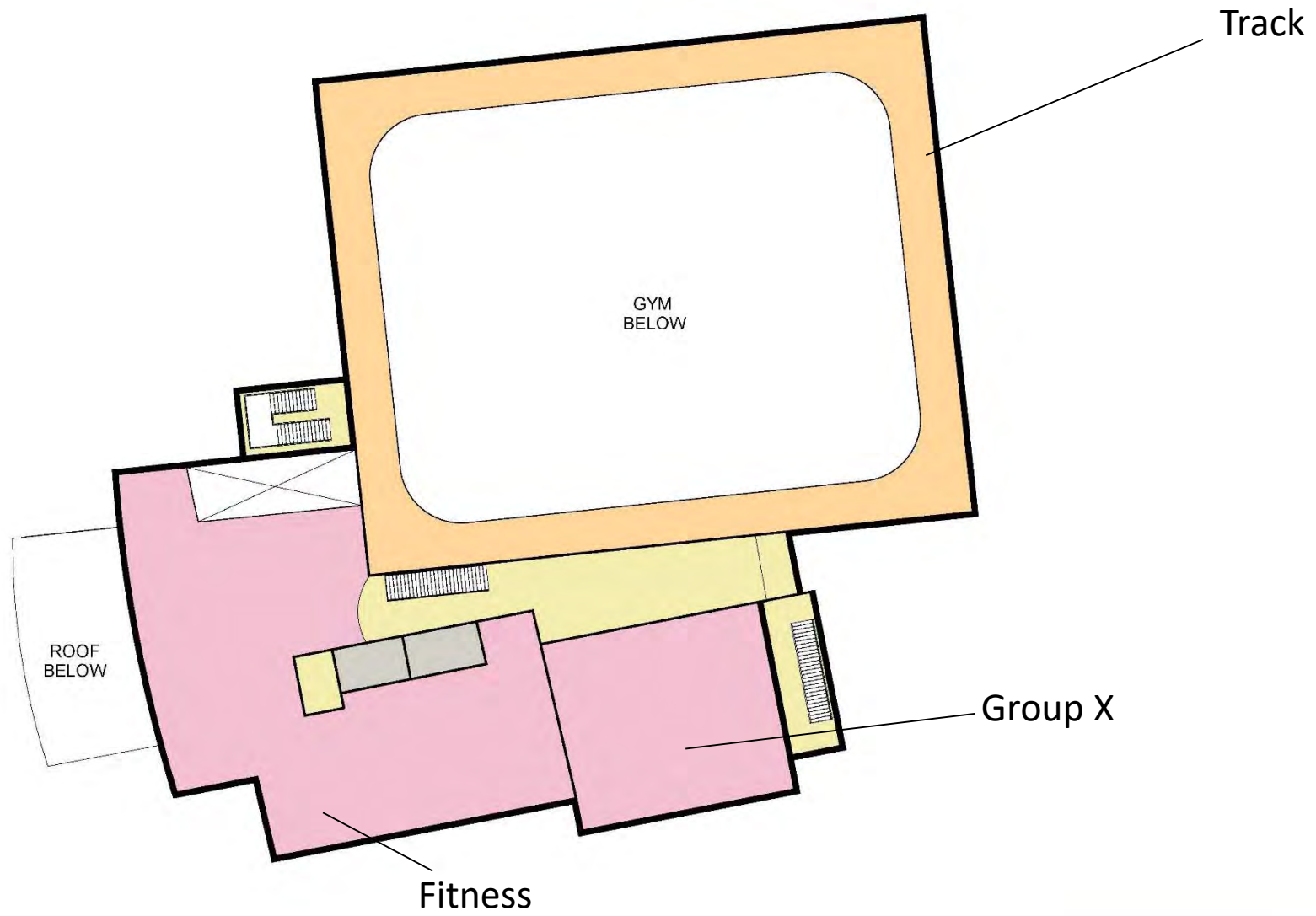
Cost Opinion – Aquatic Center – Cary Grove Park

| | <u>Range in Cost</u> | | | |
|--------------------|----------------------|----|--------------|--|
| Site Development | \$ 190,000 | to | \$ 210,000 | |
| Pools | \$ 2,530,800 | to | \$ 2,797,200 | |
| Pool Site | \$ 727,700 | to | \$ 804,300 | |
| Building | \$ 1,702,400 | to | \$ 1,881,600 | |
| General Conditions | \$ 1,833,700 | to | \$ 2,026,700 | |
| Total Hard Cost | \$ 6,984,600 | to | \$ 7,719,800 | |
| Soft Costs | \$ 908,000 | to | \$ 1,003,600 | |
| Total Project Cost | \$ 7,892,600 | to | \$ 8,723,400 | |



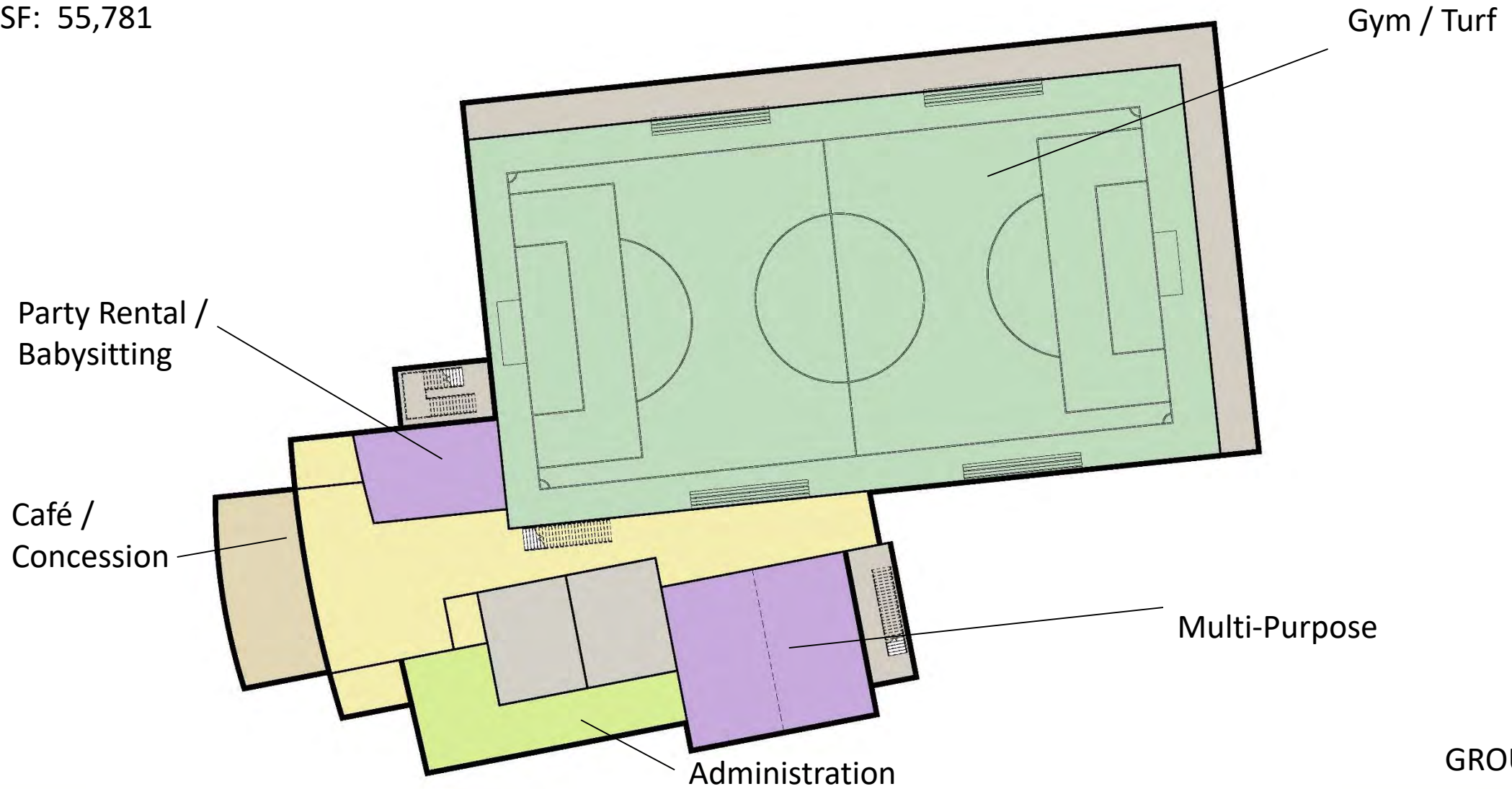
CARY GROVE RECREATION CENTER – 2 COURT GYM
GROSS SF: 46,709



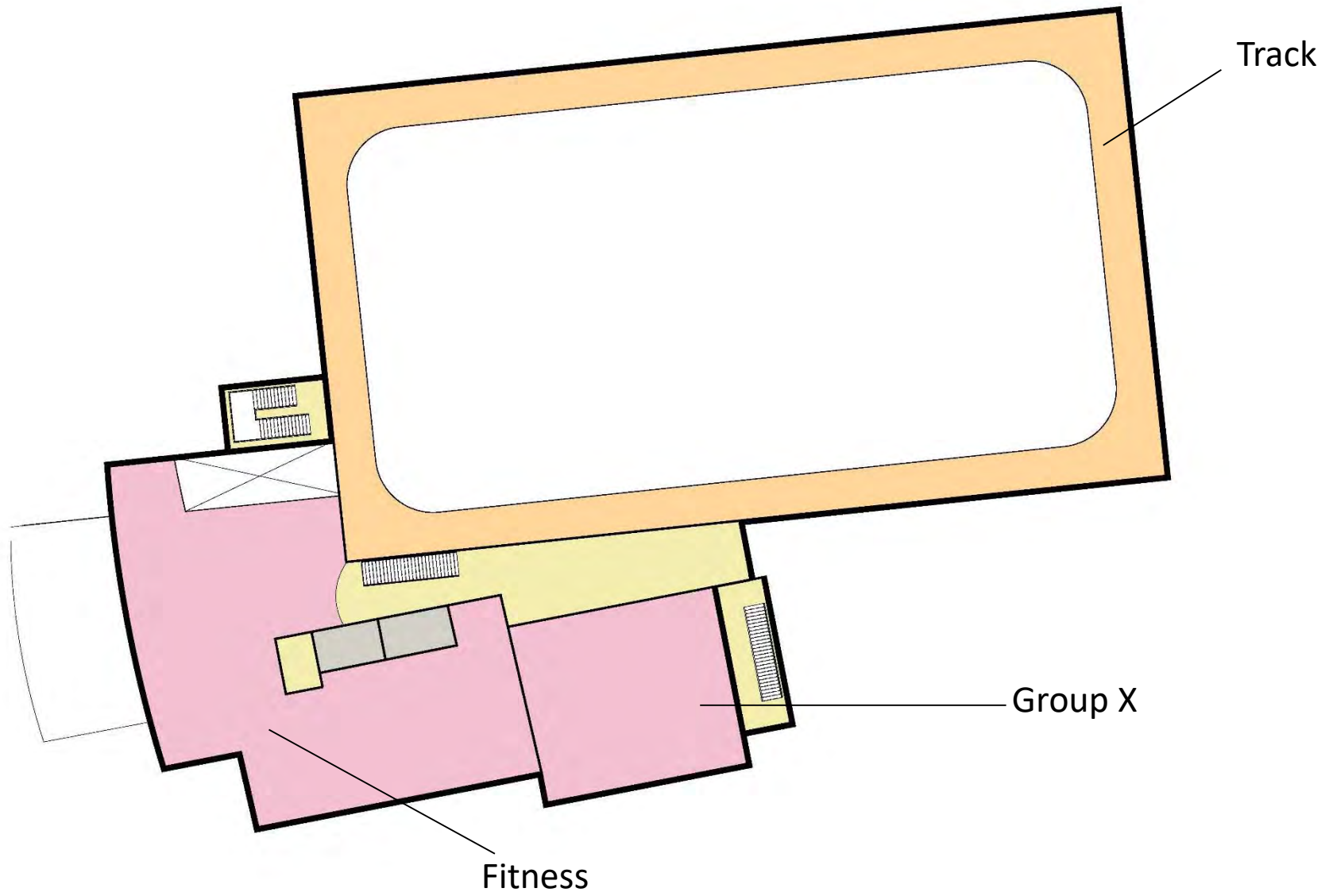


UPPER FLOOR
8,648 SF

CARY GROVE RECREATION CENTER – TURF
GROSS SF: 55,781



GROUND FLOOR
44,529 SF



UPPER FLOOR
11,352 SF

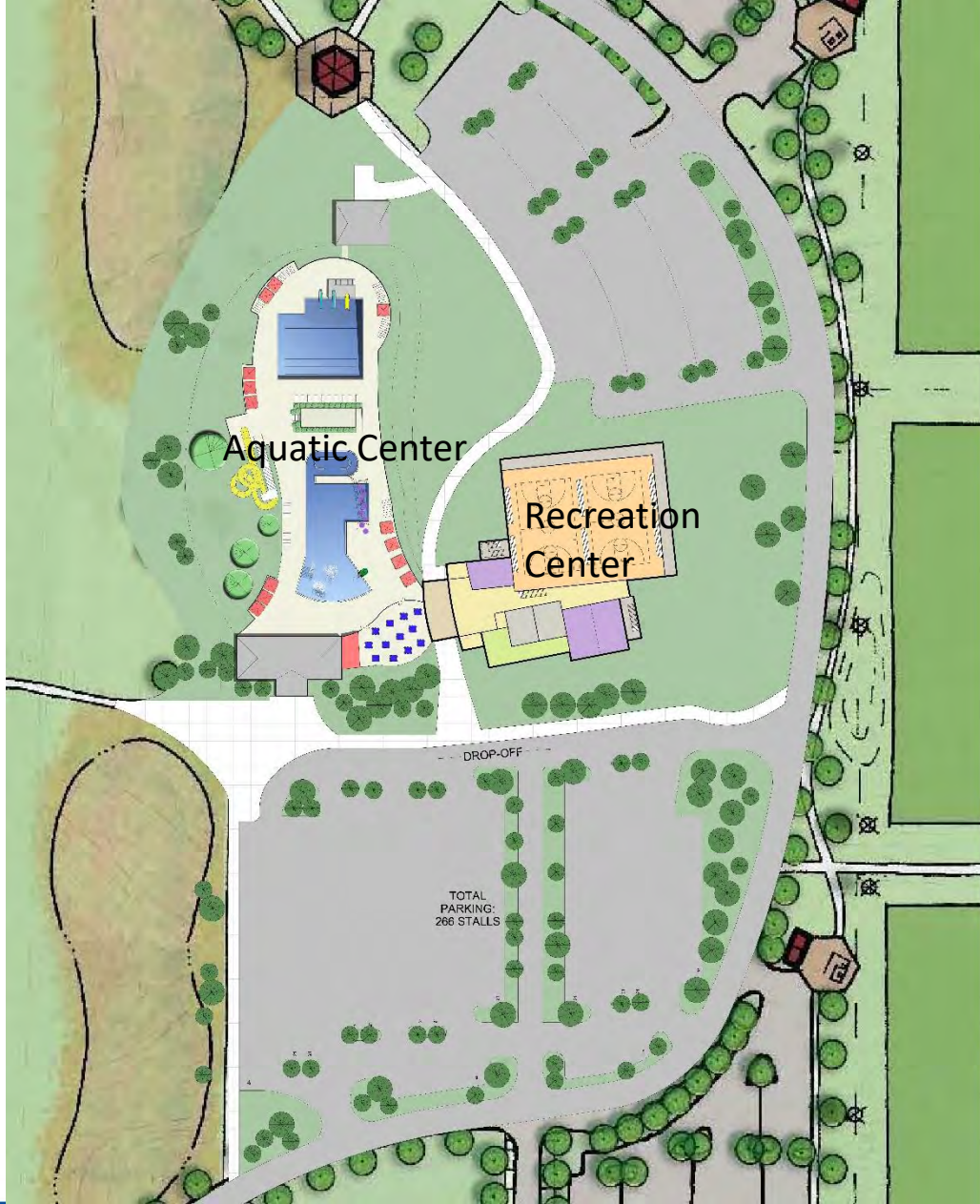
Cost Opinion - Community Center with 2-Court Gym

| | <u>Range in Cost</u> | | | |
|--------------------|----------------------|------------|----|--------------|
| Site Development | \$ | 422,400 | to | \$ 466,900 |
| Building | \$ | 12,431,700 | to | \$13,740,300 |
| General Conditions | \$ | 3,959,200 | to | \$ 4,376,000 |
| Total Hard Cost | \$ | 16,813,300 | to | \$18,583,200 |
| Soft Costs | \$ | 2,353,900 | to | \$ 2,601,700 |
| Total Project Cost | \$ | 19,167,200 | to | \$21,184,900 |



Cost Opinion - Community Center with Turf

| | <u>Range in Cost</u> | |
|--------------------|----------------------|--------------|
| Site Development | \$ 504,450 | \$ 557,600 |
| Building | \$14,846,200 | \$16,409,000 |
| General Conditions | \$ 4,728,000 | \$ 5,225,700 |
| Total Hard Cost | \$20,078,600 | \$22,192,300 |
| Soft Costs | \$ 2,811,000 | \$ 3,106,900 |
| Total Project Cost | \$22,889,600 | \$25,299,200 |



Cost Opinion – Parking and Infrastructure

| | <u>Range in Cost</u> | | | |
|--------------------|----------------------|----|--------------|--|
| Site Development | \$ 2,427,600 | to | \$ 2,683,200 | |
| General Conditions | \$ 747,700 | to | \$ 826,300 | |
| Total Hard Cost | \$ 3,175,300 | to | \$ 3,509,500 | |
| Soft Costs | \$ 444,500 | to | \$ 491,300 | |
| Total Project Cost | \$ 3,619,800 | to | \$ 4,000,800 | |

EXISTING COMMUNITY CENTER OPTION

| | | | | |
|--|--|--|--|--|
| | | | | |
| | | | | |

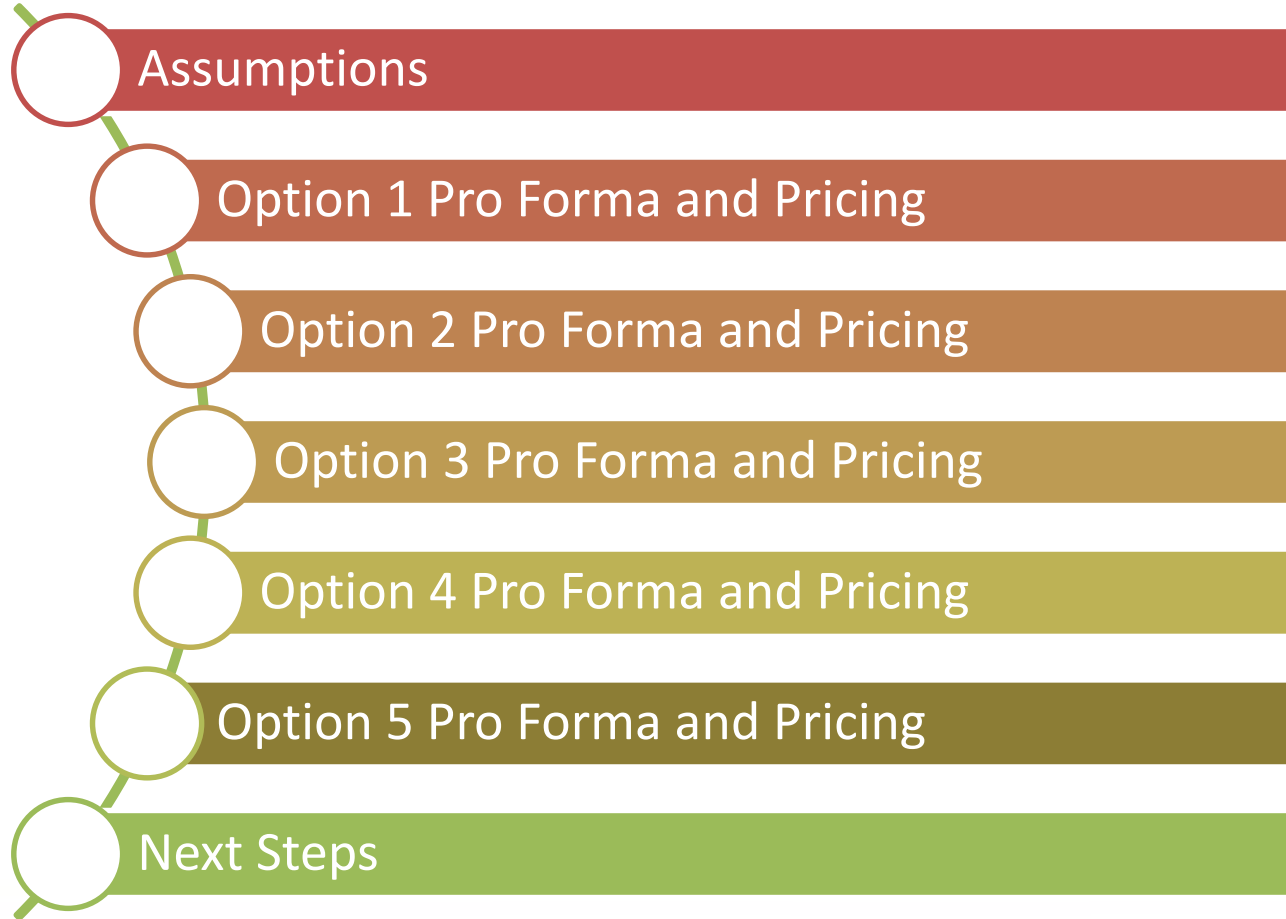


Cost Opinion – Existing Community Center Option

| | <u>Range in Cost</u> | | | |
|--------------------|----------------------|----|--------------|--|
| Site Development | \$ 975,000 | to | \$ 1,072,500 | |
| Building | \$ 2,870,081 | to | \$ 3,157,089 | |
| General Conditions | \$ 1,184,300 | to | \$ 1,302,730 | |
| Total Hard Cost | \$ 5,029,381 | to | \$ 5,532,319 | |
| Soft Costs | \$ 704,200 | to | \$ 774,620 | |
| Total Project Cost | \$ 5,733,581 | to | \$ 6,306,939 | |

PRO-FORMAS

Agenda



Assumption Considerations

- PROS worked with staff to understand:
 - How is admission/access to facility envisioned?
 - Is there an initial cost recovery goal that is to be targeted?
 - Is there a goal/percentage of Total Revenue derived from membership / daily admission sales?
 - Is there a current Pricing Policy or fees charged for programs / services that need to carry over?
 - What current revenue is to be attributed to the new facility?
 - What current programs will be held at the new facility?
 - What new programs do you envision at the new facility?
 - Will Child Watch Services be included with membership/pass or separate fees?
 - Is there a goal/percentage of total available facility hours to be formally programmed vs. available for drop in use?.
 - Staffing Levels and allocation of personnel costs - What current positions and compensation packages for each do we need to include in a new facility – what additional staff is needed?
 - How will maintenance of the facility be handled?
 - What are your current Utility Rates?
 - Do you utilize any existing annual revenue growth and expenditure assumptions?

General Assumptions

- Facility pricing should not significantly undercut market rates for similar services, as to not create unfair competition from the public sector
- Financial forecasting is based on major components specific to each option, with appropriate pricing / costs for the level of service provided at fair market rates
- Operational revenues and expenditures increase each year of the financial forecast based on generally accepted percentage growth rates
- Participation rates are based on typical market capture rates for similar facilities and service offerings, and are intended to be conservative in nature
- Center staffing levels are tied to operating hours, facility size, and programming requirements, and wage expenses are based on existing salaries and/or market rates
- Facility operating hours assumed to be:
 - Monday - Thursday – 5:30AM to 10:00PM
 - Friday – 5:30AM to 9:00PM
 - Saturday – 7:00AM to 5:00PM
 - Sunday – Noon to 6:00PM
 - Closed / limited hours on major holidays

Membership Structure

- Recommend one membership option to access the main areas of the community center (Gym or Turf, Fitness, Track, Outdoor Pool). Membership would provide:
 - 5 Free Daily individual guest passes;
 - Free access to all Drop-in Fitness Classes
 - Free access to Child Care
- Family membership would include discount pricing
 - 1-2 adult head of households and dependents <23 living in household
 - Includes persons with special needs within household
- Proposed Age Segments for pricing
 - Youth – 3 to 14 years old
 - Adult – 15 to 54 years old
 - Senior – 55 years old and greater
- Annual and monthly pricing options, as well as auto renewals

Operational Philosophies

- Pro Formas for each of the design options are based on the desired operation of the facility, which has not been secured with staff or the board yet. Here are some potential options:
 - Membership-Based - memberships make up a minimum of 60% of operational revenue, the remaining revenue is derived from program fees, daily admissions reservations, concessions, sponsorships, etc. For the membership to retain its value, additional program fees are fairly priced and the building is not over programmed.
 - Program-Based - memberships dedicated to the pool and fitness center are available, but the building is heavily programmed (80%+) and programs are priced at a higher rate to cover the operational costs. This limits daily admissions because the building is heavily programmed.
 - Cost Recovery-Based – a combination of spaces from the building and/or pool are operated and programmed based on cost recovery goals determined by the board.

Assumptions

- A 5-year operational forecast was developed for each of five (5) facility options:
 - Community Center with Gymnasium and Outdoor Pool (adjacent to community center)
 - Community Center with Gymnasium ONLY (no outdoor aquatics)
 - Community Center with Indoor Turf and Outdoor Pool (adjacent to community center)
 - Community Center with Indoor Turf ONLY (no outdoor aquatics)
 - Standalone Outdoor Aquatics at different site



Pro Forma Revenues & Expenditures
CARY COMMUNITY CENTER WITH GYMNASIUM AND OUTDOOR AQUATICS
BASELINE: REVENUES AND EXPENDITURES

| Revenues | 1st Year | 2nd Year | 3rd Year | 4th Year | 5th Year | 6th Year |
|----------------------|----------------|----------------|----------------|----------------|----------------|----------------|
| Passes | \$900,740.00 | \$927,762.20 | \$955,595.07 | \$984,262.92 | \$1,013,790.81 | \$1,044,204.53 |
| Administration | \$0.00 | \$0.00 | \$0.00 | \$0.00 | \$0.00 | \$0.00 |
| Building Maintenance | \$0.00 | \$0.00 | \$0.00 | \$0.00 | \$0.00 | \$0.00 |
| Custodial | \$0.00 | \$0.00 | \$0.00 | \$0.00 | \$0.00 | \$0.00 |
| Fitness | \$54,450.00 | \$56,083.50 | \$57,766.01 | \$59,498.99 | \$61,283.95 | \$63,122.47 |
| Recreation | \$124,810.00 | \$128,554.30 | \$132,410.93 | \$136,383.26 | \$140,474.75 | \$144,689.00 |
| Parties | \$7,500.00 | \$7,725.00 | \$7,956.75 | \$8,195.45 | \$8,441.32 | \$8,694.56 |
| Rentals | \$3,500.00 | \$3,605.00 | \$3,713.15 | \$3,824.54 | \$3,939.28 | \$4,057.46 |
| Child Care | \$2,500.00 | \$2,575.00 | \$2,652.25 | \$2,731.82 | \$2,813.77 | \$2,898.19 |
| Concessions | \$15,000.00 | \$15,450.00 | \$15,913.50 | \$16,390.91 | \$16,882.63 | \$17,389.11 |
| Outdoor Aquatics | \$110,500.00 | \$113,815.00 | \$117,229.45 | \$120,746.33 | \$124,368.72 | \$128,099.79 |
| Total | \$1,219,000.00 | \$1,255,570.00 | \$1,293,237.10 | \$1,332,034.21 | \$1,371,995.24 | \$1,413,155.10 |

| Expenditures | 1st Year | 2nd Year | 3rd Year | 4th Year | 5th Year | 6th Year |
|----------------------|----------------|----------------|----------------|----------------|----------------|----------------|
| Passes | \$0.00 | \$0.00 | \$0.00 | \$0.00 | \$0.00 | \$0.00 |
| Administration | \$430,554.50 | \$439,249.30 | \$448,288.29 | \$457,685.14 | \$467,454.03 | \$477,609.75 |
| Building Maintenance | \$183,362.00 | \$184,653.80 | \$185,991.12 | \$187,375.60 | \$188,808.94 | \$190,292.89 |
| Custodial | \$134,090.50 | \$135,205.50 | \$136,355.95 | \$137,542.99 | \$138,767.81 | \$140,031.62 |
| Fitness | \$206,348.00 | \$208,387.00 | \$210,506.06 | \$212,708.34 | \$214,997.11 | \$217,375.80 |
| Recreation | \$97,677.50 | \$98,107.50 | \$98,553.80 | \$99,017.03 | \$99,497.82 | \$99,996.87 |
| Parties | \$17,324.60 | \$17,344.60 | \$17,365.40 | \$17,387.03 | \$17,409.53 | \$17,432.93 |
| Rentals | \$2,000.00 | \$2,070.00 | \$2,142.50 | \$2,217.59 | \$2,295.37 | \$2,375.93 |
| Child Care | \$34,649.20 | \$34,679.20 | \$34,710.10 | \$34,741.93 | \$34,774.71 | \$34,808.47 |
| Concessions | \$0.00 | \$0.00 | \$0.00 | \$0.00 | \$0.00 | \$0.00 |
| Outdoor Aquatics | \$112,300.00 | \$113,455.00 | \$114,644.65 | \$115,869.99 | \$117,132.09 | \$118,432.05 |
| Total | \$1,218,306.30 | \$1,233,151.90 | \$1,248,557.87 | \$1,264,545.63 | \$1,281,137.42 | \$1,298,356.32 |
| Total Cost Recovery | 100% | 102% | 104% | 105% | 107% | 109% |

Pro Forma Revenues & Expenditures

CARY COMMUNITY CENTER WITH GYMNASIUM

BASELINE: REVENUES AND EXPENDITURES

| Revenues | 1st Year | 2nd Year | 3rd Year | 4th Year | 5th Year | 6th Year |
|----------------------|--------------|--------------|--------------|----------------|----------------|----------------|
| Passes | \$726,830.00 | \$748,634.90 | \$771,093.95 | \$794,226.77 | \$818,053.57 | \$842,595.18 |
| Administration | \$0.00 | \$0.00 | \$0.00 | \$0.00 | \$0.00 | \$0.00 |
| Building Maintenance | \$0.00 | \$0.00 | \$0.00 | \$0.00 | \$0.00 | \$0.00 |
| Custodial | \$0.00 | \$0.00 | \$0.00 | \$0.00 | \$0.00 | \$0.00 |
| Fitness | \$54,450.00 | \$56,083.50 | \$57,766.01 | \$59,498.99 | \$61,283.95 | \$63,122.47 |
| Recreation | \$124,810.00 | \$128,554.30 | \$132,410.93 | \$136,383.26 | \$140,474.75 | \$144,689.00 |
| Parties | \$7,500.00 | \$7,725.00 | \$7,956.75 | \$8,195.45 | \$8,441.32 | \$8,694.56 |
| Rentals | \$3,500.00 | \$3,605.00 | \$3,713.15 | \$3,824.54 | \$3,939.28 | \$4,057.46 |
| Child Care | \$2,500.00 | \$2,575.00 | \$2,652.25 | \$2,731.82 | \$2,813.77 | \$2,898.19 |
| Concessions | \$15,000.00 | \$15,450.00 | \$15,913.50 | \$16,390.91 | \$16,882.63 | \$17,389.11 |
| Total | \$934,590.00 | \$962,627.70 | \$991,506.53 | \$1,021,251.73 | \$1,051,889.28 | \$1,083,445.96 |

| Expenditures | 1st Year | 2nd Year | 3rd Year | 4th Year | 5th Year | 6th Year |
|----------------------|----------------|----------------|----------------|----------------|----------------|----------------|
| Passes | \$0.00 | \$0.00 | \$0.00 | \$0.00 | \$0.00 | \$0.00 |
| Administration | \$430,554.50 | \$439,249.30 | \$448,288.29 | \$457,685.14 | \$467,454.03 | \$477,609.75 |
| Building Maintenance | \$183,362.00 | \$184,653.80 | \$185,991.12 | \$187,375.60 | \$188,808.94 | \$190,292.89 |
| Custodial | \$134,090.50 | \$135,205.50 | \$136,355.95 | \$137,542.99 | \$138,767.81 | \$140,031.62 |
| Fitness | \$206,348.00 | \$208,387.00 | \$210,506.06 | \$212,708.34 | \$214,997.11 | \$217,375.80 |
| Recreation | \$97,677.50 | \$98,107.50 | \$98,553.80 | \$99,017.03 | \$99,497.82 | \$99,996.87 |
| Parties | \$17,324.60 | \$17,344.60 | \$17,365.40 | \$17,387.03 | \$17,409.53 | \$17,432.93 |
| Rentals | \$2,000.00 | \$2,070.00 | \$2,142.50 | \$2,217.59 | \$2,295.37 | \$2,375.93 |
| Child Care | \$34,649.20 | \$34,679.20 | \$34,710.10 | \$34,741.93 | \$34,774.71 | \$34,808.47 |
| Concessions | \$0.00 | \$0.00 | \$0.00 | \$0.00 | \$0.00 | \$0.00 |
| Total | \$1,106,006.30 | \$1,119,696.90 | \$1,133,913.22 | \$1,148,675.64 | \$1,164,005.33 | \$1,179,924.27 |

| | | | | | | |
|----------------------------|------------|------------|------------|------------|------------|------------|
| Total Cost Recovery | 85% | 86% | 87% | 89% | 90% | 92% |
|----------------------------|------------|------------|------------|------------|------------|------------|

Pro Forma Revenues & Expenditures
CARY COMMUNITY CENTER WITH INDOOR TURF AND OUTDOOR AQUATICS
BASELINE: REVENUES AND EXPENDITURES

| Revenues | 1st Year | 2nd Year | 3rd Year | 4th Year | 5th Year | 6th Year |
|----------------------|----------------|----------------|----------------|----------------|----------------|----------------|
| Passes | \$900,740.00 | \$927,762.20 | \$955,595.07 | \$984,262.92 | \$1,013,790.81 | \$1,044,204.53 |
| Administration | \$0.00 | \$0.00 | \$0.00 | \$0.00 | \$0.00 | \$0.00 |
| Building Maintenance | \$0.00 | \$0.00 | \$0.00 | \$0.00 | \$0.00 | \$0.00 |
| Custodial | \$0.00 | \$0.00 | \$0.00 | \$0.00 | \$0.00 | \$0.00 |
| Fitness | \$54,450.00 | \$56,083.50 | \$57,766.01 | \$59,498.99 | \$61,283.95 | \$63,122.47 |
| Recreation/Turf | \$189,910.00 | \$195,607.30 | \$201,475.52 | \$207,519.78 | \$213,745.38 | \$220,157.74 |
| Parties | \$7,500.00 | \$7,725.00 | \$7,956.75 | \$8,195.45 | \$8,441.32 | \$8,694.56 |
| Rentals | \$3,500.00 | \$3,605.00 | \$3,713.15 | \$3,824.54 | \$3,939.28 | \$4,057.46 |
| Child Care | \$2,500.00 | \$2,575.00 | \$2,652.25 | \$2,731.82 | \$2,813.77 | \$2,898.19 |
| Concessions | \$15,000.00 | \$15,450.00 | \$15,913.50 | \$16,390.91 | \$16,882.63 | \$17,389.11 |
| Outdoor Aquatics | \$110,500.00 | \$113,815.00 | \$117,229.45 | \$120,746.33 | \$124,368.72 | \$128,099.79 |
| Total | \$1,284,100.00 | \$1,322,623.00 | \$1,362,301.69 | \$1,403,170.74 | \$1,445,265.86 | \$1,488,623.84 |

| Expenditures | 1st Year | 2nd Year | 3rd Year | 4th Year | 5th Year | 6th Year |
|----------------------|----------------|----------------|----------------|----------------|----------------|----------------|
| Passes | \$0.00 | \$0.00 | \$0.00 | \$0.00 | \$0.00 | \$0.00 |
| Administration | \$430,554.50 | \$439,249.30 | \$448,288.29 | \$457,685.14 | \$467,454.03 | \$477,609.75 |
| Building Maintenance | \$183,362.00 | \$184,653.80 | \$185,991.12 | \$187,375.60 | \$188,808.94 | \$190,292.89 |
| Custodial | \$134,090.50 | \$135,205.50 | \$136,355.95 | \$137,542.99 | \$138,767.81 | \$140,031.62 |
| Fitness | \$206,348.00 | \$208,387.00 | \$210,506.06 | \$212,708.34 | \$214,997.11 | \$217,375.80 |
| Recreation/Turf | \$97,677.50 | \$98,107.50 | \$98,553.80 | \$99,017.03 | \$99,497.82 | \$99,996.87 |
| Parties | \$34,149.20 | \$34,169.20 | \$34,190.00 | \$34,211.63 | \$34,234.13 | \$34,257.53 |
| Rentals | \$2,000.00 | \$2,070.00 | \$2,142.50 | \$2,217.59 | \$2,295.37 | \$2,375.93 |
| Child Care | \$22,570.00 | \$22,600.00 | \$22,630.90 | \$22,662.73 | \$22,695.51 | \$22,729.27 |
| Concessions | \$0.00 | \$0.00 | \$0.00 | \$0.00 | \$0.00 | \$0.00 |
| Outdoor Aquatics | \$112,300.00 | \$113,455.00 | \$114,644.65 | \$115,869.99 | \$117,132.09 | \$118,432.05 |
| Total | \$1,223,051.70 | \$1,237,897.30 | \$1,253,303.27 | \$1,269,291.03 | \$1,285,882.82 | \$1,303,101.72 |
| Total Cost Recovery | 105% | 107% | 109% | 111% | 112% | 114% |

BASELINE: REVENUES AND EXPENDITURES

| Expenditures | 1st Year | 2nd Year | 3rd Year | 4th Year | 5th Year | 6th Year |
|----------------------|-----------------------|-----------------------|-----------------------|-----------------------|-----------------------|-----------------------|
| Passes | \$0.00 | \$0.00 | \$0.00 | \$0.00 | \$0.00 | \$0.00 |
| Administration | \$430,554.50 | \$439,249.30 | \$448,288.29 | \$457,685.14 | \$467,454.03 | \$477,609.75 |
| Building Maintenance | \$183,362.00 | \$184,653.80 | \$185,991.12 | \$187,375.60 | \$188,808.94 | \$190,292.89 |
| Custodial | \$134,090.50 | \$135,205.50 | \$136,355.95 | \$137,542.99 | \$138,767.81 | \$140,031.62 |
| Fitness | \$206,348.00 | \$208,387.00 | \$210,506.06 | \$212,708.34 | \$214,997.11 | \$217,375.80 |
| Recreation/Turf | \$97,677.50 | \$98,107.50 | \$98,553.80 | \$99,017.03 | \$99,497.82 | \$99,996.87 |
| Parties | \$34,149.20 | \$34,169.20 | \$34,190.00 | \$34,211.63 | \$34,234.13 | \$34,257.53 |
| Rentals | \$2,000.00 | \$2,070.00 | \$2,142.50 | \$2,217.59 | \$2,295.37 | \$2,375.93 |
| Child Care | \$22,570.00 | \$22,600.00 | \$22,630.90 | \$22,662.73 | \$22,695.51 | \$22,729.27 |
| Concessions | \$0.00 | \$0.00 | \$0.00 | \$0.00 | \$0.00 | \$0.00 |
| Total | \$1,110,751.70 | \$1,124,442.30 | \$1,138,658.62 | \$1,153,421.04 | \$1,168,750.73 | \$1,184,669.67 |

| | | | | | | |
|----------------------------|------------|------------|------------|------------|------------|------------|
| Total Cost Recovery | 90% | 92% | 93% | 95% | 96% | 98% |
|----------------------------|------------|------------|------------|------------|------------|------------|

CARY AQUATIC CENTER

Revenues

2nd Year

3rd Year

4th Year

5th Year

6th Year

\$199,750.00

\$205,742.50

\$211,914.78

\$218,272.22

\$224,820.38

\$231,565.00

\$199,750.00

\$205,742.50

\$211,914.78

\$218,272.22

\$224,820.38

\$231,565.00

1th Year

2nd Year

3rd Year

4th Year

5th Year

6th Year

\$269,760.15

\$277,852.95

\$286,188.54

\$294,774.20

\$303,617.43

\$312,725.95

\$269,760.15

\$277,852.95

\$286,188.54

\$294,774.20

\$303,617.43

\$312,725.95

74%

74%

74%

74%

74%

74%

Next Steps

- Review proposed options and provide feedback
- Finalize documents



THANK YOU



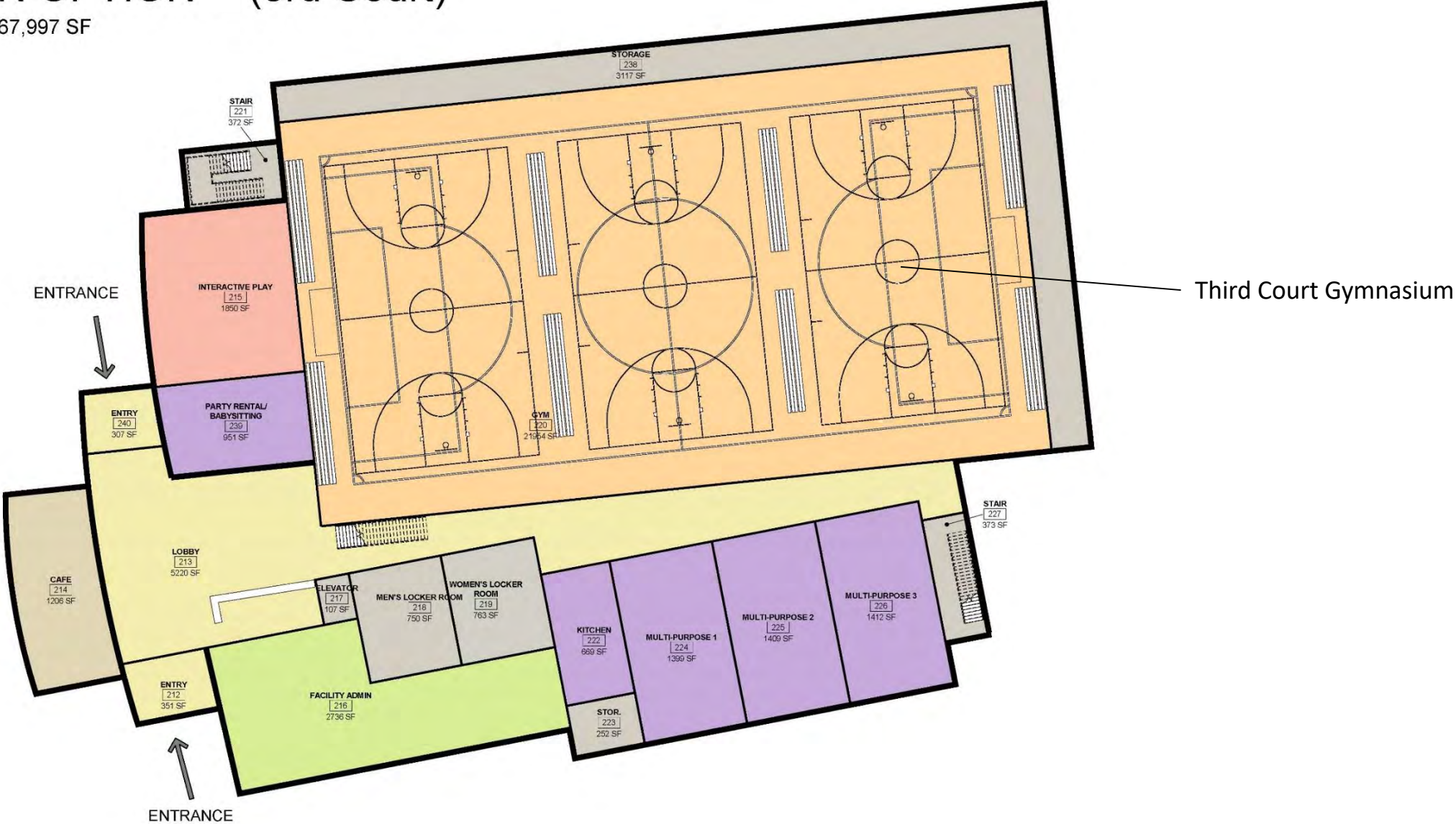


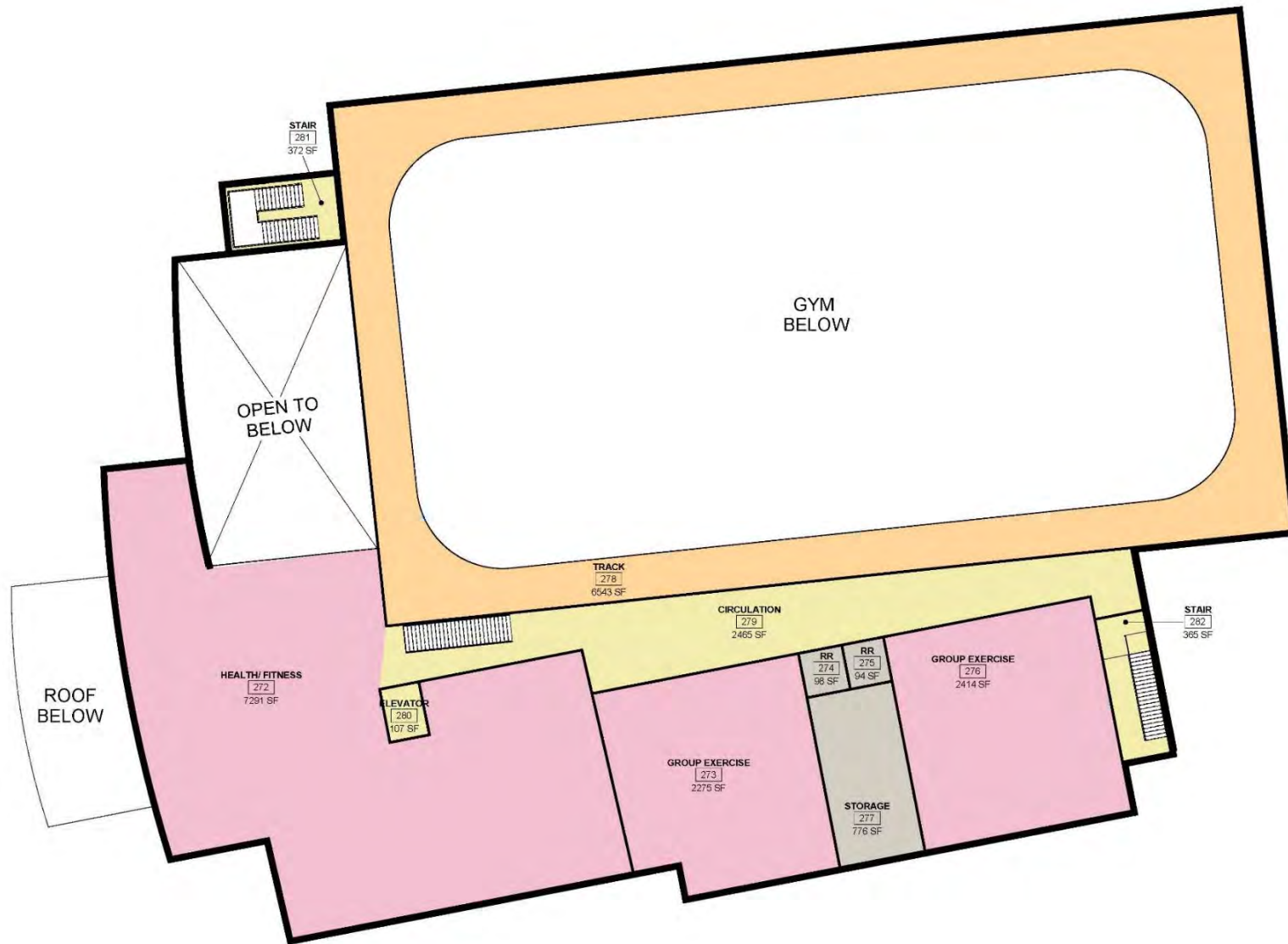




DESIGN OPTION (3rd Court)

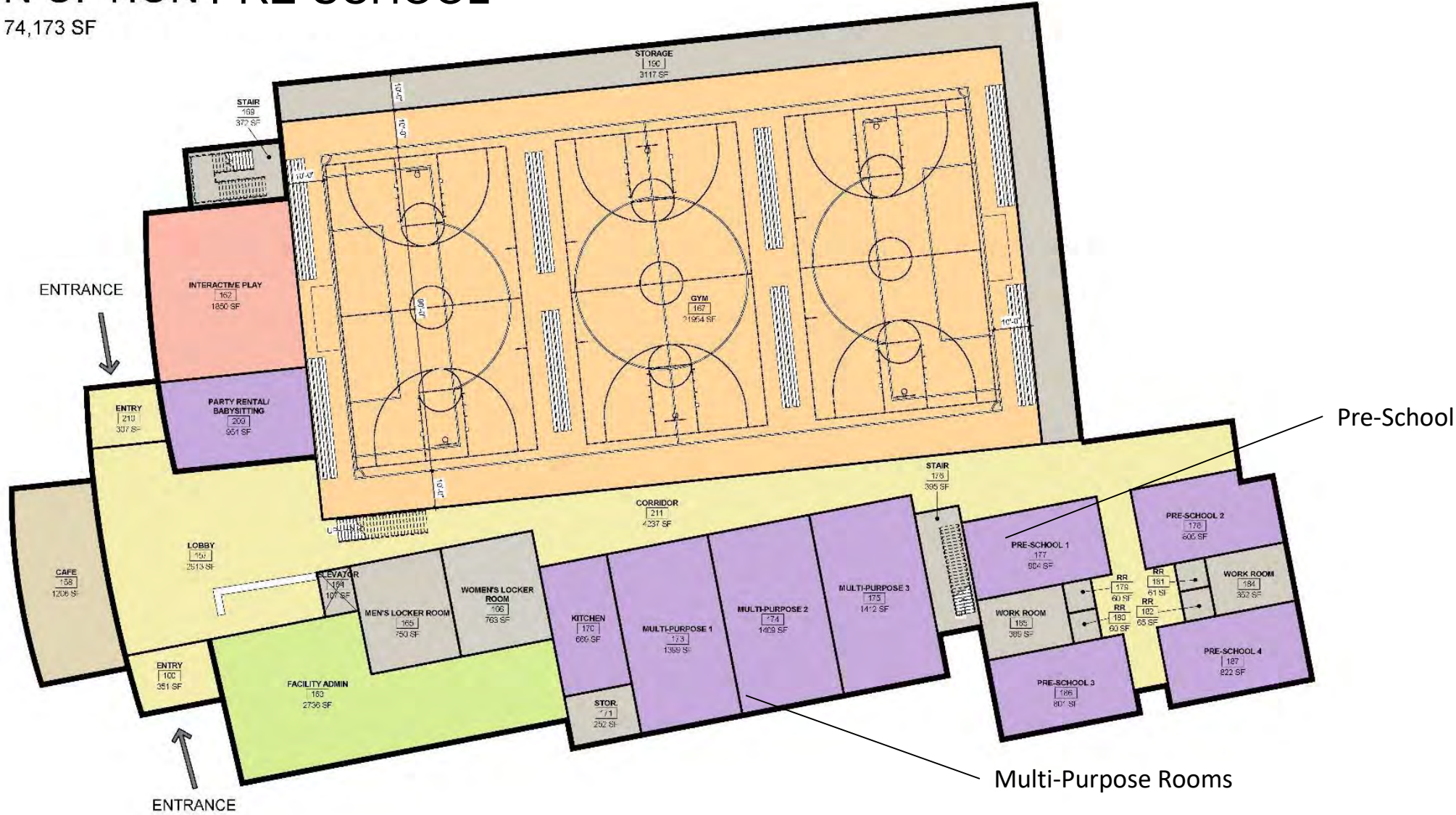
GROSS SF: 67,997 SF

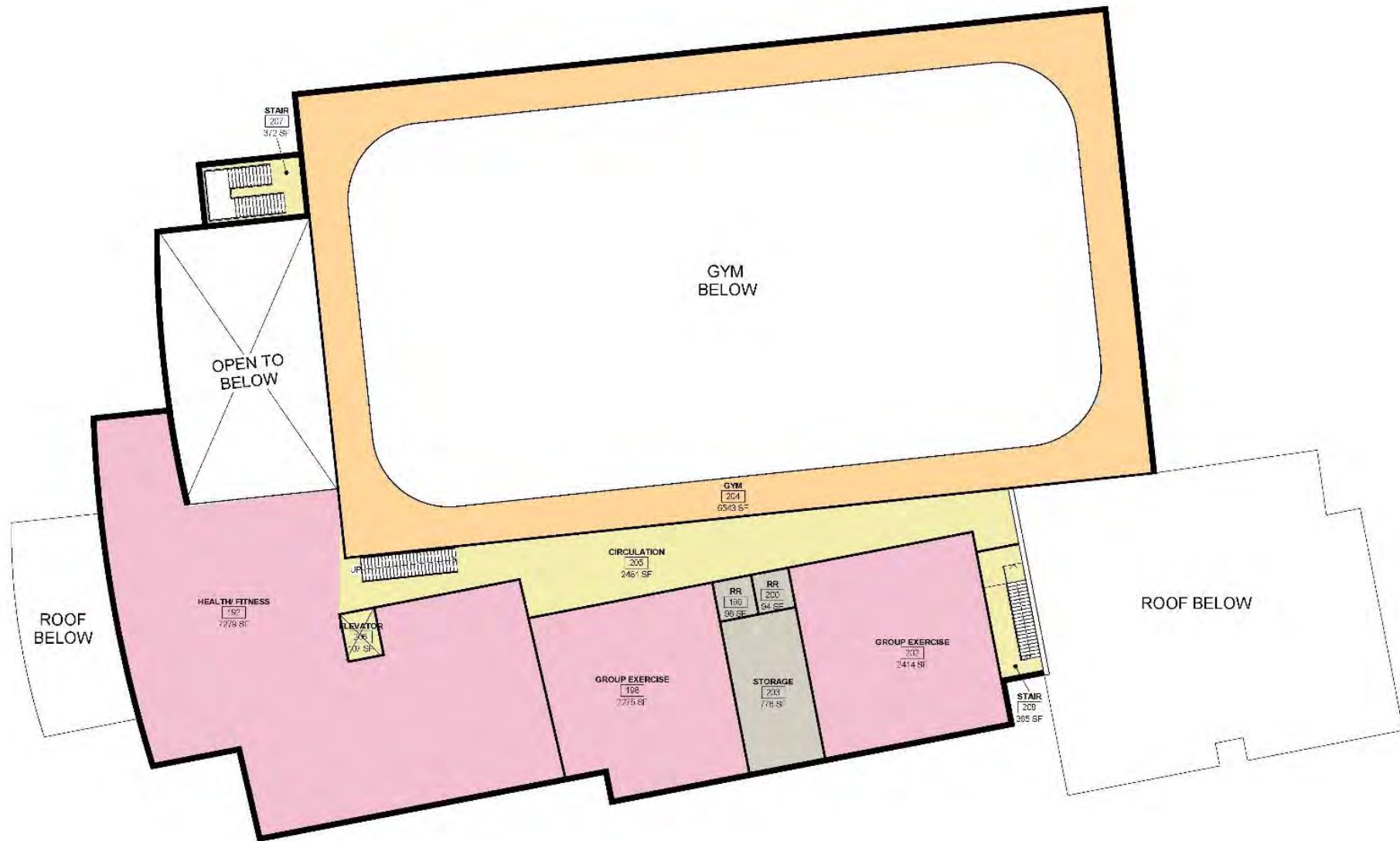




DESIGN OPTION PRE-SCHOOL

GROSS SF: 74,173 SF





MARKET ANALYSIS UPDATE

Methodology

- The Consulting Team utilized an approximate 30-minute drive time from Cary Park District's Administrative Office
- The assessment focused on:
 - Community / Recreation Centers
 - Fitness Centers
 - Aquatic Facilities



Overview

- Study included:
 - 22 Rec / Fitness Centers
 - 26 Aquatic Facilities
- Facilities included: YMCAs, facilities from surrounding municipalities, and private operations
- Only 27% of Rec / Fitness Centers and 27% of Aquatic Centers identified are within a 15-min drivetime

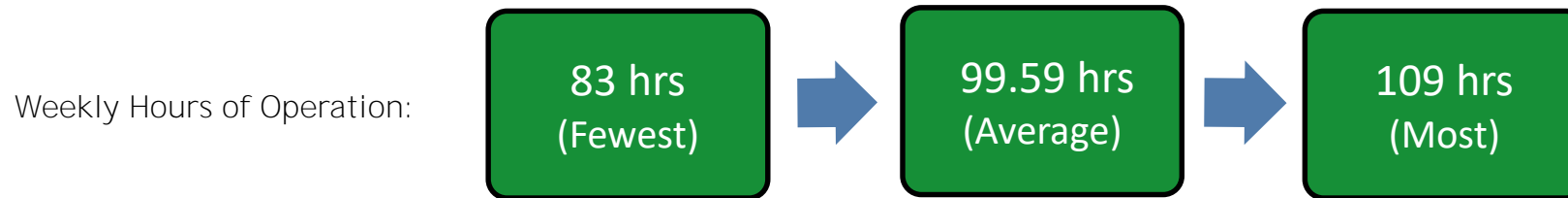
| Recreation & Fitness Centers | Aquatic Centers |
|--|--|
| Cary Park District Community Center ** | Cary Park District Community Center ** |
| Sage YMCA ** | Sage YMCA ** |
| Centegra Health Bridge Fitness Center (Crystal Lake) ** | Dolphin Swim Club ** |
| Centegra Health Bridge Fitness Center (Huntley) ** | Lions Armstrong Memorial Pool ** |
| Canlan Sportsplex ** | Bear Paddle Swim School ** |
| Life Time Fitness (Algonquin) ** | Life Time Fitness (Algonquin) ** |
| Barrington Park District - Fitness and Recreation Center | Barrington Park District - Aquatic Center ** |
| LA Fitness (Lake Zurich) | Dolphin Cove Family Aquatic Center |
| LA Fitness (West Dundee) | LA Fitness (Lake Zurich) |
| Rakow Center | LA Fitness (West Dundee) |
| McHenry Recreation Center | Rakow Center |
| Randall Oaks Community Center | Merkel Aquatic Center |
| Foglia YMCA | Foglia YMCA |
| Buehler YMCA | Buehler YMCA |
| Woodstock Recreation Center | Hawthorn Woods Aquatic Center |
| Prairie Stone Sports & Wellness Center | Stingray Bay Family Aquatic Center |
| Falcon Park Recreation Center | Lords Park Family Aquatic Center |
| Midtown Athletic Club | Wing Park Family Aquatic Center |
| The Centre of Elgin | Adventure Island/Lap Pool |
| Community & Fitness Center (Palatine) | Prairie Stone Sports & Wellness Center |
| Taylor Family Branch YMCA (Elgin) | The Centre of Elgin |
| Mundelein Community Center | Palatine Family Aquatic Center |
| ** Facilities within 15-minute drive time | Taylor Family Branch YMCA (Elgin) |
| | Woodstock Water Works |
| | Seascape Family Aquatic Center |
| | Park View Health & Fitness Center (Mundelein CC) |

Recreation / Fitness Centers

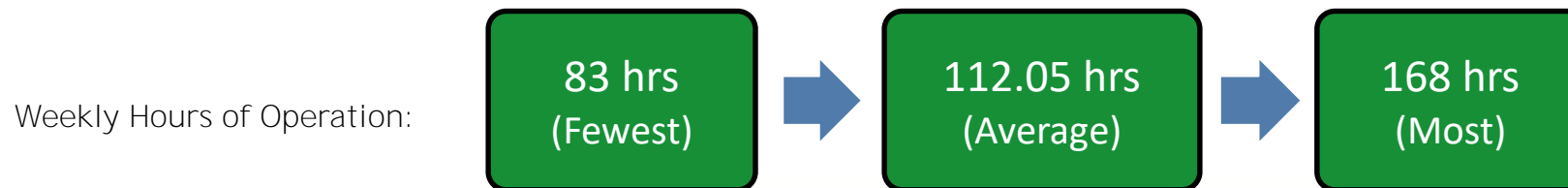
| Recreation & Fitness Center Amenities Provided | Distance (min.) | Gymnasium | Running/Walking Track | Racquet Court | Fitness Center | Group Exercise Studio | Locker Rooms | Teen Center/ Programs | Class / Meeting Spaces | Child Care | Rentals | Senior Center/ Programs | Concessions / Juice Bar | Warm Water Therapy | Personal Training | Sauna/Steam Room |
|--|-----------------|-----------|-----------------------|---------------|----------------|-----------------------|--------------|-----------------------|------------------------|------------|---------|-------------------------|-------------------------|--------------------|-------------------|------------------|
| Cary Park District Community Center | 0 | | | | X | X | X | | X | | X | | | | X | |
| Sage YMCA | 9 | X | | X | X | X | X | X | X | X | X | X | | | X | |
| Centegra Health Bridge Fitness Center (Crystal Lake) | 11 | | | X | X | X | X | | | X | | | | | X | |
| Canlan Sportsplex | 11 | X | | | X | | | | X | X | X | X | X | | X | |
| Life Time Fitness (Algonquin) | 14 | X | | X | X | X | X | | X | X | | | | X | X | X |
| Barrington Park District - Fitness and Recreation Center | 15 | X | | | X | X | X | | | | X | X | | | X | |
| LA Fitness (West Dundee) | 17 | X | | X | X | X | X | | | X | | | X | | X | X |
| LA Fitness (Lake Zurich) | 20 | X | | X | X | X | X | | | X | | | X | | X | X |
| Centegra Health Bridge Fitness Center (Huntley) | 18 | | | X | X | X | X | | | X | | | | | X | |
| Rakow Center | 19 | X | X | X | X | | | | X | | X | | | X | | X |
| McHenry Recreation Center | 19 | | | | X | X | X | | X | X | X | X | | | | |
| Randall Oaks Community Center | 21 | X | X | | X | | | | X | X | X | | | | | |
| Foglia YMCA | 25 | X | | | X | X | X | X | X | X | X | X | | | X | X |
| Buehler YMCA | 22 | X | | | X | X | X | X | X | X | X | X | | | X | X |
| Woodstock Recreation Center | 24 | X | X | X | X | X | X | | X | X | X | X | | X | X | X |
| Prairie Stone Sports & Wellness Center | 24 | X | | | X | X | X | | | X | | | | | X | |
| Falcon Park Recreation Center | 27 | X | X | | | | | | X | | X | | | | | |
| Midtown Athletic Club | 25 | X | X | X | X | X | X | | X | X | | | X | X | X | X |
| The Centre of Elgin | 26 | X | X | X | X | X | X | X | X | X | X | X | | X | X | |
| Community & Fitness Center (Palatine) | 27 | X | X | | X | X | X | X | X | X | X | | | | X | |
| Taylor Family Branch YMCA (Elgin) | 28 | X | | | X | X | X | X | X | X | X | | X | | X | X |
| Mundelein Community Center/Park View Health & Fitness Center | 34 | X | X | | X | X | X | | X | X | X | X | | | X | |

Hours of Operation

- CPD Community Center: 102.5 hours per week
- Recreation / Community Centers (14):



- Fitness Centers (15):



Facility Rental Rates

- Rental rates assessed for gym space, sport fields, meeting spaces, and multi-purpose rooms
- Rates are on a per hour basis, and include rates specified by residency:



Facility Membership Rates

| Membership Pricing Breakdown | | | | | |
|--|---------------------------------------|---|---|---|--|
| | Youth | Young Adult | Adult | Senior | Family/Household |
| Cary Park District Community Center (Fitness Membership) | - | R: \$16-\$19 per month NR: \$24-\$29 per month | R: \$16-\$19 per month NR: \$24-\$29 per month | R: \$13-\$15 per month NR: \$20-\$23 per month | R: \$32-\$38 per month NR: \$48-\$57 per month |
| Buehler YMCA | \$26 per month | \$29 per month | \$64 per month | - | \$95 per month \$109 per month |
| Taylor Family Branch YMCA * +\$25 joiner fee | \$21 per month | \$25 per month | \$44 per month | \$33 per month | \$68 per month |
| Foglia YMCA | \$26 per month | \$29 per month | \$64 per month | - | \$95 per month \$109 per month |
| Sage YMCA | \$26 per month | \$29 per month | \$60 per month | - | \$95 per month \$109 per month |
| McHenry Recreation Center | - | \$27 per month * R-\$30 enroll. fee * NR-\$50 enroll. fee | \$35 per month * R-\$30 enroll. fee * NR-\$50 enroll. Fee | \$27 per month * R-\$30 enroll. fee * NR-\$50 enroll. Fee | (add'l household) \$21 per month * R-\$20 enroll. fee * NR-\$30 enroll. fee |
| Woodstock Recreation Center | FREE w/parent member | \$32-\$45 per month Student (14-25): \$20-\$30/mo | \$32-\$45 per month | \$23-\$32 per month | (add'l household member) \$23-\$35 per month |
| ** Community Fitness Center (Palatine) | R-\$11 per month NR-\$14 per month | | R-\$12 per month NR-\$15 per month | R - \$11 per month NR-\$14 per month | (add'l household member) R-\$10 per month NR-\$12 per month |

* One-time Fee is required for new member application

** R-Resident; NR-Non-Resident

Fitness Program Rates

| Fitness Facilities | Programs/Classes | Fitness Pricing |
|--|---|--|
| CPD Fitness Center | Personal Training, fitness assessments, and group fitness | <u>Personal Training:</u> Requires \$45 fitness assessment 30-min: \$23 / 5 sessions: \$98 / 10 sessions: \$175 1-hr: \$40 / 5 sessions: \$190 / 10 sessions: \$350 Semi-Private (2 ppl) 1-hr: \$55 / 5 or 10 sessions: \$225 or \$425 <u>Group Fitness Classes</u> Drop-In: R-\$6/NR-\$9 Unlimited Pass (each season): R-\$108/NR-\$162 Unlimited Pass (2 seasons): R-\$188/NR-\$282 Punch Card (5 punches): R-\$30/NR-\$45 Punch Card (10 punches): R-\$60/NR-\$90 Punch Card (15 punches): R-\$90/NR-\$135 |
| Centegra Health Bridge Fitness Center (Crystal Lake) | Group Fitness, Personal Training, Health & Nutrition Program | <u>Personal Training & Group Fitness Pricing:</u> Members-\$90, Non-Members-\$115 |
| Life Time Fitness (Algonquin) | Spa, Weight Loss Program, Personal Training, Group Fitness, Pilates, Yoga | <u>Day Pass:</u> (1 Pass)-\$25 (5 Passes)-\$100 <u>Monthly Fee:</u> \$75/mo. |
| Barrington Park District Recreation and Fitness Center | Group Fitness, Personal Training, Yoga | <u>Team Training:</u> (Adult) Resident-\$69, Non-Resident-\$74 (Seniors) Resident-\$53, Non-Resident-\$58 <u>Small Group Training:</u> (Adult) Resident-\$89, Non-Resident-\$94 (Seniors) Resident-\$81, Non-Resident-\$86 <u>Corporate Membership:</u> \$89 |
| LA Fitness (West Dundee) | Group Fitness, Personal Training, Whirlpool Spa, Sauna | <u>Online Membership:</u> *Initiation Fee - \$99 (Single Club) \$25.99/mo. (Multi Club) \$35.99/mo. |
| Centegra Health Bridge Fitness Center (Huntley) | Group Fitness, Personal Training, Health & Nutrition Program | <u>Personal Training & Group Fitness Pricing:</u> Members-\$90, Non-Members-\$115 |
| LA Fitness (Lake Zurich) | Group Fitness, Personal Training, Whirlpool Spa, Sauna | <u>Online Membership:</u> *Initiation Fee - \$99 (Single Club) \$25.99/mo. (Multi Club) \$35.99/mo. |

Aquatic Facilities

| Aquatic Center Amenities Provided | Distance (min.) | Zero Depth Entry | Lap Swim Lanes | Diving Boards | Water Play Features | Outdoor Pool | Indoor Pool | Camps/Clinics | Child Care | Swim Clubs/ Teams | Concessions / Juice Bar |
|--|-----------------|------------------|----------------|---------------|---------------------|--------------|-------------|---------------|------------|-------------------|-------------------------|
| Cary Park District Community Center | 0 | | X | X | | X | | X | | X | x |
| Sage YMCA | 9 | | X | X | | | X | X | X | X | |
| Dolphin Swim Club | 9 | | X | X | X | | X | X | | X | X |
| Centegra Health Bridge Fitness Center (Crystal Lake) | 11 | X | X | | X | X | X | | | X | |
| Lions Armstrong Memorial Pool | 10 | | X | X | X | X | | | | X | |
| Bear Paddle Swim School | 13 | | X | X | X | | X | X | X | | |
| Life Time Fitness (Algonquin) | 14 | | X | | X | X | X | X | X | | |
| Barrington Park District - Aquatic Center | 14 | | X | X | X | X | | X | | X | |
| Dolphin Cove Family Aquatic Center | 18 | X | | X | X | X | | | | | X |
| LA Fitness (West Dundee) | 17 | | X | | | | X | | X | | X |
| Centegra Health Bridge Fitness Center (Huntley) | 18 | X | X | | X | X | X | | | X | |
| Rakow Center | 19 | | X | X | | | X | | | X | |
| LA Fitness (Lake Zurich) | 21 | | X | | | | X | | X | | X |
| Merkel Aquatic Center | 18 | | X | X | X | X | | X | | X | |
| Foglia YMCA | 25 | | X | X | | | X | X | X | X | |
| Buehler YMCA | 22 | | X | X | | | X | X | X | X | |
| Hawthorn Woods Aquatic Center | 24 | X | X | X | X | X | | X | | X | X |
| Stingray Bay Family Aquatic Center | 23 | X | | X | X | X | | | | X | X |
| Lords Park Family Aquatic Center | 27 | X | | | X | X | | | | | |
| Wing Park Family Aquatic Center | 26 | X | | | X | X | | | | | |
| Adventure Island/Lap Pool | 26 | X | X | X | X | | X | X | | | |
| Prairie Stone Sports & Wellness Center | 24 | | X | | X | | X | | X | | |
| The Centre of Elgin | 26 | | X | X | X | | X | X | | | |
| Midtown Athletic Club | 27 | | | | | X | X | X | | X | |
| Community & Fitness Center (Palatine) | 30 | | | | | X | X | X | | X | |
| Palatine Family Aquatic Center | 28 | | X | X | X | X | X | | | | |
| Taylor Family Branch YMCA (Elgin) | 28 | | X | X | | | X | X | X | X | |
| Woodstock Water Works | 28 | | X | | X | | X | | | | |
| Seascape Family Aquatic Center | 28 | X | | X | X | X | | X | | | |
| Park View Health & Fitness Center (Mundelein Community Center) | 33 | | X | X | | | X | X | X | X | |

Instructional Swim Rates

➤ Hourly rates for instructional swimming programs:



➤ CPD 2019 Rates are tbd

Open Swim Rates

➤ Hourly rates for open swimming programs:

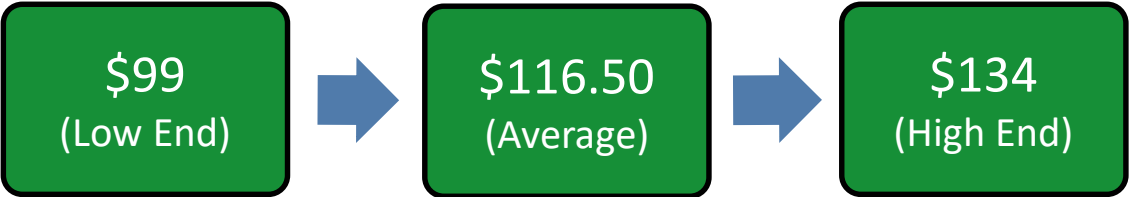


➤ CPD 2019 Rates are tbd

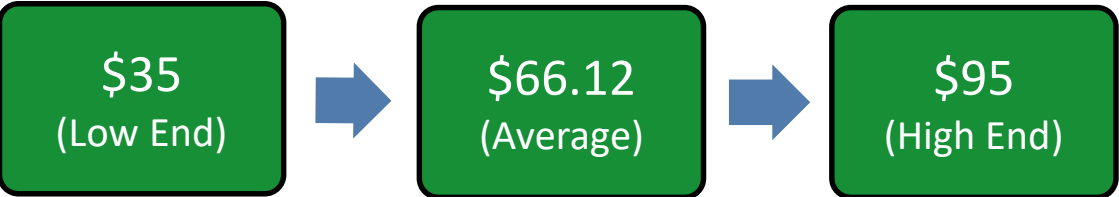
Aquatic Season Pass Rates

➤ Individual Rates for Season Pool Pass:

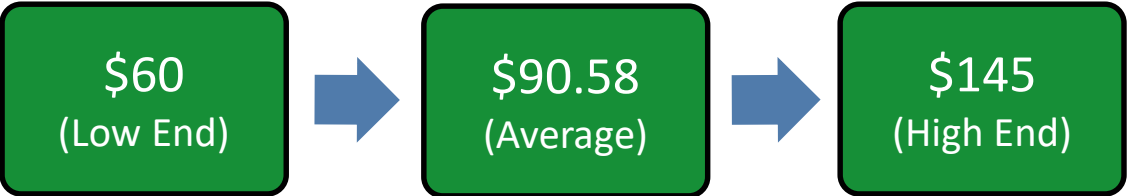
General - no differential pricing based on residency



Resident Rates



Non-Resident Rates



CPD Membership Fees/ Passes

Season Passes 2019:

- Student: R \$38-\$42 / NR \$63
- Adult: R \$45-\$50 / NR \$75
- Senior: R \$38-\$42 / NR \$63
- Family of 2: R \$60-\$66 / NR \$99
- Family of 3: R \$81-\$89 / NR \$134
- Family of 4: R \$102-\$112 / NR \$169
- Family of 5: R \$123-\$135 / NR \$204
- Senior Family of 2: R \$54-\$60 / NR \$90